

Moments of the neutron g_2 structure function at intermediate Q^2

P. Solvignon¹, N. Liyanage², J.-P. Chen³, Seonho Choi⁴, K. Slifer¹, K. Aniol⁵, T. Averett⁶, W. Boeglin⁷, A. Camsonne³, G. D. Cates², C. C. Chang⁸, E. Chudakov³, B. Craver², F. Cusanno⁹, A. Deur³, D. Dutta¹⁰, R. Ent³, R. Feuerbach³, S. Frullani⁹, H. Gao¹⁰, F. Garibaldi⁹, R. Gilman¹¹, C. Glashauser¹¹, V. Gorbenko¹², O. Hansen³, D. W. Higinbotham³, H. Ibrahim¹³, X. Jiang¹¹, M. Jones³, A. Kelleher⁶, J. Kelly⁸, C. Keppel³, W. Kim¹⁴, W. Korsch¹⁵, K. Kramer⁶, G. Kumbartzki¹¹, J. J. LeRose³, R. Lindgren², B. Ma¹⁶, D. J. Margaziotis⁵, P. Markowitz⁷, K. McCormick¹¹, Z.-E. Meziani¹⁷, R. Michaels³, B. Moffit⁶, P. Monaghan¹⁶, C. Munoz Camacho¹⁸, K. Paschke², B. Reitz³, A. Saha³, R. Shneor¹⁹, J. Singh², V. Sulkosky⁶, A. Tobias², G. M. Urciuoli²⁰, K. Wang², K. Wijesooriya¹⁰, B. Wojtsekhowski³, S. Woo¹⁴, J.-C. Yang²¹, X. Zheng², L. Zhu¹⁶

¹University of New Hampshire, Durham, NH 03824

²University of Virginia, Charlottesville, VA 22904

³Thomas Jefferson National Accelerator Facility, Newport News, VA 23606

⁴Seoul National University, Seoul, 151-747, Korea

⁵California State University, Los Angeles, Los Angeles, CA 90032

⁶College of William and Mary, Williamsburg, VA 23187

⁷Florida International University, Miami, FL 33199

⁸University of Maryland, College Park, MD 20742

⁹Istituto Nazionale di Fisica Nucleare, Gruppo Collegato Sanità, Sezione di Roma, 00161 Roma, Italy

¹⁰Duke University, Durham, NC 27708

¹¹Rutgers, The State University of New Jersey, Piscataway, NJ 08855

¹²Kharkov Institute of Physics and Technology, Kharkov 61108, Ukraine

¹³Cairo University, Giza 12613, Egypt

¹⁴Kyungpook National University, Taegu City, Korea

¹⁵University of Kentucky, Lexington, KY 40506

¹⁶Massachusetts Institute of Technology, Cambridge, MA 02139

¹⁷Temple University, Philadelphia, PA 19122

¹⁸Université Blaise Pascal et CNRS/IN2P3 LPC, 63177 Aubière Cedex, France

¹⁹University of Tel Aviv, Tel Aviv, 69978 Israel

²⁰Istituto Nazionale di Fisica Nucleare, Sezione di Roma, 00185 Roma, Italy and

²¹Chungnam National University, Taejeon 305-764, Korea

(Jefferson Lab E01-012 Collaboration)

(Dated: June 30, 2015)

We present new experimental results for the ^3He spin structure function g_2 in the resonance region at Q^2 values between 1.2 and 3.0 (GeV/c)². Spin dependent moments of the neutron were extracted. Our main result, the inelastic contribution to the neutron d_2 matrix element, was found to be small at $\langle Q^2 \rangle = 2.4$ (GeV/c)² and in agreement with the Lattice QCD calculation. The Burkhardt-Cottingham sum rule for ^3He and the neutron was tested with the measured data and using the Wandzura-Wilczek relation for the low x unmeasured region.

PACS numbers: 13.60.Hb, 13.88.+e, 14.20.Dh

I. INTRODUCTION

The internal structure of a nucleon probed in inclusive scattering can be expressed in terms of four structure functions: two unpolarized structure functions (F_1 and F_2) and two polarized structure functions (g_1 and g_2). Within the Quark-Parton Model F_1 , F_2 and g_1 depend on unpolarized and polarized quark distributions. In contrast, g_2 has no direct link to quark distributions but is related to the interaction between quarks and gluons inside the nucleon. This makes the g_2 structure function ideal for the study of quark-gluon correlations.

The measurements of nucleon polarized structure functions in Deep Inelastic Scattering (DIS) have been instrumental in advancing our understanding of Quantum Chromo-Dynamics (QCD) (for a recent review of nucleon

spin structure measurements, see [1, 2]). In DIS, the incident electron interacts with the nucleon constituents by exchanging a virtual photon of four-momentum squared $q^2 = -Q^2$ and energy ν . At very large values of Q^2 , the lepton-nucleon interaction can be described by the incoherent sum of quasi-elastic scattering from asymptotically free quarks, with a momentum fraction $x = Q^2/(2M\nu)$ of the parent nucleon's momentum (M is the mass of the nucleon). Most of the former polarized structure function measurements were performed using nucleon targets polarized longitudinally with respect to the lepton spin. In this case the helicity dependent cross section difference is dominated by the g_1 spin structure function, and as a result, this structure function is known with high precision in most kinematic regions.

In the Quark-Parton Model, the contributions to the

structure functions due to electron scattering off the asymptotically free quarks inside the nucleon are independent of Q^2 , up to corrections due to gluon radiation and vacuum polarization. At high Q^2 these corrections can be accurately calculated using perturbative QCD. As Q^2 decreases, quark-gluon and quark-quark correlations make increasingly important contributions to the structure functions. In the g_1 structure function these correlation terms are suppressed by factors of $(1/Q)^n$ with respect to the asymptotically free contributions. In the case of the second spin structure function, g_2 , the non-perturbative multi-parton correlation effects contribute at the same order in Q^2 as asymptotically free effects.

The moments of structure functions provide especially powerful tools to study fundamental properties of the nucleon because they can be compared to rigorous theoretical results like sum rules and Lattice QCD calculations. The Operator Product Expansion (OPE) of QCD [3, 4] can be used to relate the hadronic matrix elements of current operators to the moments of structure functions. In the OPE, the moments are expanded in a series ordered by $1/Q^{\tau-2}$. In this expansion $\tau = 2, 3, 4, \dots$ is known as the twist (dimension - spin) of the operator. The twist-2 contributions to the moments correspond to scattering off asymptotically free quarks, where the higher twist contributions arise due to multi-parton correlations.

The Cornwall-Norton (CN) moments of g_1 and g_2 are defined by the equation:

$$\Gamma_{1,2}^{(n)}(Q^2) \equiv \int_0^1 dx x^{(n-1)} g_{1,2}(x, Q^2). \quad (1)$$

In addition, at high Q^2 , the twist-3 reduced matrix element d_2 can be related to the second moment of a certain combination of g_1 and g_2 :

$$\begin{aligned} d_2(Q^2) &= \int_0^1 dx x^2 [2g_1(x, Q^2) + 3g_2(x, Q^2)] \\ &= 3 \int_0^1 dx x^2 [g_2(x, Q^2) - g_2^{WW}(x, Q^2)]. \end{aligned} \quad (2)$$

Furthermore, the leading twist contributions to g_2 can be calculated using measured values of g_1 in the Wandzura-Wilczek relation,

$$g_2^{WW}(x, Q^2) = -g_1(x, Q^2) + \int_x^1 \frac{dy}{y} g_1(y, Q^2). \quad (3)$$

Hence, it is possible to cleanly isolate the twist-3 contribution in a measurement of g_2 by subtracting the leading twist part.

II. THE EXPERIMENT

The measurement of g_2 requires a longitudinally polarized electron beam scattering off a longitudinally and also transversely polarized nucleon according to the following formula:

$$g_2 = \frac{MQ^2\nu^2}{4\alpha_e^2} \frac{1}{2E'} \frac{1}{E+E'} \left[\frac{E+E'\cos\theta}{E'\sin\theta} \Delta\sigma_{\perp} - \Delta\sigma_{\parallel} \right] \quad (4)$$

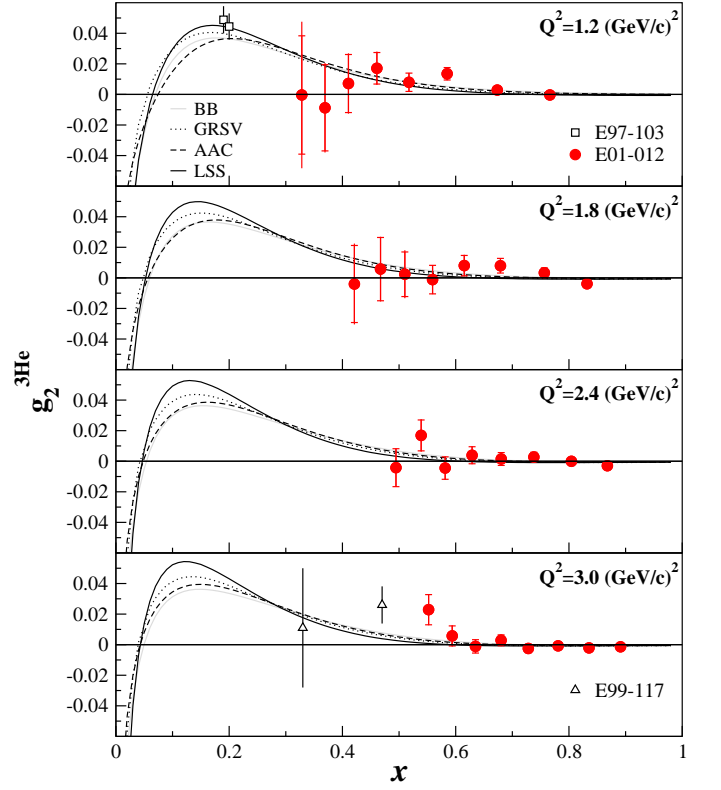


FIG. 1. (Color online) The spin-structure function $g_2^{3\text{He}}$ (per nucleon) in the resonance region at Q^2 -values of 1.2, 1.8, 2.4 and 3.0 $(\text{GeV}/c)^2$. The error bars represent the total uncertainties with the inner part being statistical only. Also plotted are the DIS JLab data from experiments E97-103 [5] and E99-117 [6, 7] (note that these data are at different Q^2). The curves were generated from the NLO parton distribution functions of Refs. [8–11].

where $\Delta\sigma_{\parallel}$ and $\Delta\sigma_{\perp}$ are the polarized cross section differences corresponding to longitudinal and transverse target polarizations, respectively. Their contributions to g_2 are weighted by three kinematical variables: the electron incident energy E , the scattered electron energy E' and angle θ . The variable α_e is the electromagnetic constant. As can be seen in Eq. 4 the transverse polarized cross section difference is the dominant contribution to g_2 . In the present paper we report results from Jefferson Lab (JLab) Experiment E01-012 of the g_2 structure function measured in the nucleon resonance region at intermediate Q^2 , using a polarized ^3He target as an effective polarized neutron target. We formed polarized cross-section differences from inclusive scattering of longitudinally polarized electrons off a longitudinally or transversely polarized ^3He target at a scattering angle of 25° for three incident beam energies, 3.028, 4.018 and 5.009 GeV, and at 32° for an incident beam energy of 5.009 GeV. The beam polarization varied between 71.4 and 84.9% during the experiment depending of the incident beam energy and the running status of the other experimental halls. The total relative uncertainty on the beam polarization

was 3.4%. The target spin could be set to three directions with respect to the beam helicity: two longitudinal configurations with target spin direction at 0 and 180° and one transverse configuration at 90°. The average target polarization was $(38.0 \pm 2.0)\%$ absolute. We used the two Hall A High Resolution Spectrometers in standard configuration for electrons detection [12]. The structure function $g_2^{3\text{He}}$ was extracted at constant beam energies and scattering angles. However, the integrations to form moments require the structure function values at a constant Q^2 . Therefore our $g_2^{3\text{He}}$ results were interpolated to extract $g_2^{3\text{He}}$ values at four constant Q^2 -values of 1.2, 1.8, 2.4 and 3.0 $(\text{GeV}/c)^2$. The results from $g_1^{3\text{He}}$ were reported in a previous publication [13, 14] along with the details of the experimental setup and the systematic uncertainties relevant to both structure functions. Figure 1 presents the results on $g_2^{3\text{He}}$ from E01-012 at the four Q^2 values. Also shown are the $g_2^{3\text{He}}$ curves generated from the NLO parton distribution functions of Refs. [8–11] using Eq. 3, including Target Mass Corrections (TMCs) from the formalism of Ref. [15].

III. THE TWIST-3 REDUCED MATRIX ELEMENT d_2

The $g_2^{3\text{He}}$ results at the four Q^2 values were used to evaluate the resonance region contribution to $d_2(Q^2)$ for ^3He of Eq. 2. The DIS contribution at each Q^2 value was evaluated from Eq. 3 with the already published E01-012 results of $g_1^{3\text{He}}$ [13]. The x -region covered by our data corresponds to a range in the invariant mass of $1.080 \leq W \leq 1.905$ GeV at the given value of Q^2 . Then $d_2(Q^2)$ for the neutron was extracted from $d_2^{3\text{He}}(Q^2)$ using the method described in Ref. [16]:

$$d_2^n = \frac{1}{p_n} d_2^{3\text{He}} - 2 \frac{p_p}{p_n} d_2^p \quad (5)$$

where p_n and p_p correspond to the effective polarization of the neutron and proton inside ^3He [17]. This neutron extraction method is expected to be accurate at the 5% level [16]. The resonance and DIS contributions of d_2^p were calculated using data from JLab experiment EG1b [18] for the proton spin structure function g_1^p and the Hall B model [19] for g_2^p . A conservative uncertainty of 100% on g_2^p was taken into account in our systematics uncertainties.

We extracted the *inelastic contribution* to d_2^n at our four Q^2 values by adding the resonance and the DIS contributions (see Table I, where the results were multiplied by 10^5 for listing in the table). Including the Q^2 -evolution from Ref. [25], we performed the weighted average and obtained $d_2^n = 0.00034 \pm 0.00045 \pm 0.00107$ for $\langle Q^2 \rangle = 2.4$ $(\text{GeV}/c)^2$, as shown in Fig. 2. The elastic contribution, shown separately, was evaluated using elastic form factors from Refs. [26, 27] following the formalism of Ref. [28]. Uncertainties of 5%, 1%, 14% and 2.5%

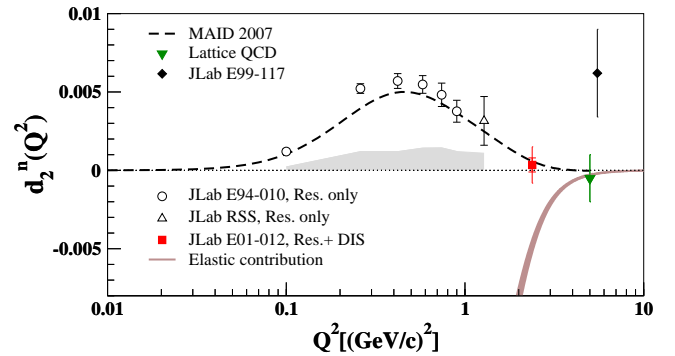


FIG. 2. (Color online) Result on *inelastic contribution* to the neutron x^2 -weighted moment $d_2^n(Q^2)$ from E01-012. The *elastic contribution* is displayed by the brown band. The inner (outer) error bar represents statistical (total) uncertainty. The *resonance contribution* to $d_2^n(Q^2)$ from JLab experiments E94-010 [20] and RSS [21] are also shown: the error bars are statistical only and the grey band represents the experimental systematics uncertainties. To be compared with the resonance contribution, we plotted the MAID model [22]. Also plotted are the *total* d_2^n from SLAC E155x [23] and JLab E99-117 [6, 7] combined, and, the Lattice QCD prediction [24].

were assigned to the proton and neutron form factors G_E^p , G_M^p , G_E^n and G_M^n , respectively. JLab experiments E94-010 [20] and RSS [21] reported only the *resonance contribution* to d_2^n and it can be seen that these data are in very good agreement with the MAID model [22]. Since $d_2(Q^2)$ is weighted by x^2 , one would expect it to be dominated by the contribution coming from the resonance region, which sits at higher x compared to the DIS region. Our data show the inelastic contribution to $d_2(Q^2)$ becoming very small by $Q^2 = 2$ $(\text{GeV}/c)^2$, as also indicated by the MAID model. JLab E99-117 [6, 7] evaluated $d_2(Q^2)$ at $\langle Q^2 \rangle = 5$ $(\text{GeV}/c)^2$ including the previous data from SLAC experiment E155x [23]. The result shows $d_2(Q^2)$ large and positive, about 1.5σ away from the Lattice QCD prediction [29]. The trend of the experimental inelastic contributions at $Q^2 \leq 2.4$ $(\text{GeV}/c)^2$ and the falloff of the elastic contribution appear to be in agreement with the Lattice QCD prediction at 5 GeV^2 .

IV. THE BURKHARDT-COTTINGHAM SUM

The Burkhardt-Cottingham (BC) sum rule [31] is a super-convergence relation derived from a dispersion relation in which the virtual Compton helicity amplitude S_2 falls off to zero more rapidly than $\frac{1}{\nu}$ as $\nu \rightarrow \infty$. The sum rule is expressed as follows:

$$\Gamma_2(Q^2) \equiv \int_0^1 dx g_2(x, Q^2) = 0, \quad (6)$$

and is predicted to be valid at all Q^2 . It should be noted that the validity of the sum rule has been questioned [32, 33]. Furthermore, the BC sum rule cannot be extracted

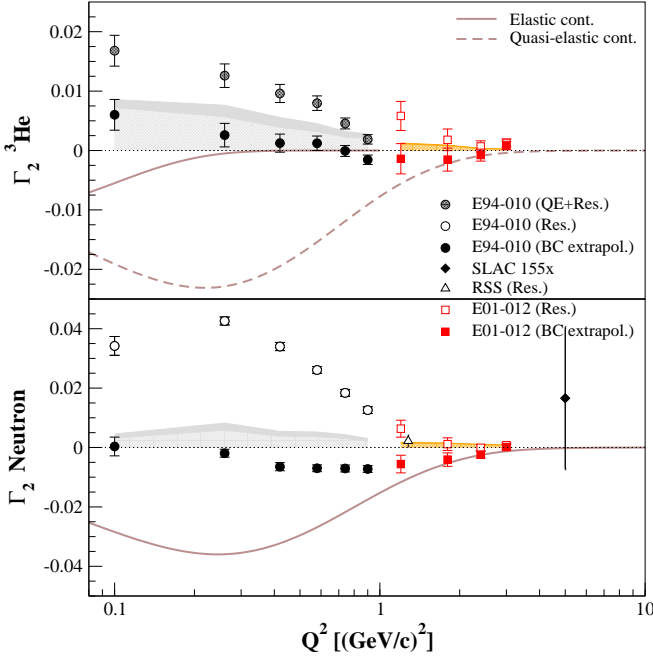


FIG. 3. (Color online) The ^3He (top panel) and neutron (bottom panel) Γ_2 integrals from JLab E01-012 (filled squares). The error bars are statistical only, the upper band represents the experimental systematics and the lower band the uncertainties on the unmeasured part of the BC sum. The open square data are the measured part of the integral as was performed by experiment E01-012. Also plotted are data from JLab experiments E94-010 [20, 30] and RSS [21], with also the measured part of the integral represented by open and shaded symbols and the extrapolated BC sum with filled symbols, and SLAC experiment E155x [23]. The elastic (solid line) and quasi-elastic (dashed line) contributions to the integrals are plotted.

from the OPE due to the non-existent $n = 0$ expansion of g_2 -moments. The data for $\Gamma_2(Q^2)$ at 5 (GeV/c)^2 from the SLAC E155x experiment showed that the BC sum rule is satisfied within a large uncertainty for deuteron. However, they found a violation of almost 3σ for the more precise proton measurement.

We separate the full $\Gamma_2(Q^2)$ integral into DIS, resonance and elastic components as follows:

$$\begin{aligned} \Gamma_2(Q^2) &= \Gamma_2^{DIS}(Q^2) + \Gamma_2^{Res}(Q^2) + \Gamma_2^{El}(Q^2) \\ &= \int_0^{x_{min}} dx g_2(x, Q^2) + \int_{x_{min}}^{x_\pi} dx g_2(x, Q^2) \\ &\quad + \int_{x_\pi}^1 dx g_2(x, Q^2). \end{aligned} \quad (7)$$

The variables x_{min} and x_π are the x values corresponding to the invariant mass $W = 1.905 \text{ GeV}$ and to W at pion threshold, respectively, at the given value of Q^2 . We measured the Γ_2^{Res} part in our experiment. The elastic contribution, Γ_2^{El} , was evaluated using the method as described in the previous section. The quasi-elastic

contribution to the ^3He BC sum was extracted from:

$$\Gamma_2^{^3\text{He}, QE} = (p_n \Gamma_2^{n, EL} + 2p_p \Gamma_2^{p, EL})/f \quad (8)$$

where the Q^2 -dependent scale factor $f = 1.12 + 0.65Q^2$ was determined from comparison to the quasi-elastic data from E94-010. A relative uncertainty of 20% was assumed for our evaluation of $\Gamma_2^{^3\text{He}, QE}$ in order to include the total uncertainties of E94-010 data. Both the elastic and quasi-elastic contributions of the BC sum are shown in Fig. 3.

There is not enough experimental data currently available to evaluate Γ_2^{DIS} in the Q^2 range covered by our experiment. Therefore, it is not possible to evaluate the full $\Gamma_2(Q^2)$ integral to test the BC sum rule without assumptions. Previously, JLab Hall A experiment E94-010 evaluated the BC sum, using the Γ_2^{WW} part for the unmeasured DIS region, at six Q^2 values from 0.1 to 0.9 $(\text{GeV/c})^2$. The same method was used here: Γ_2^{WW} for ^3He is calculated using our $g_1^{^3\text{He}}$ data [13]. The extraction of the neutron Γ_2 integrals were done using the same method as described by Eq. 5, using g_1^p data from [18] and g_2^p from Hall B model [19] to evaluate the proton Γ_2^{WW} and Γ_2^{Res} respectively. Figure 3 shows Γ_2^{Res} and the extrapolated BC sum for ^3He and the neutron compared to the same quantities from the previous experiments E94-010 [20, 30] and RSS [21]. It should be noted that RSS extracted their neutron result from the deuteron and the agreement with our data demonstrates that the nuclear corrections for deuteron and ^3He are well understood. All results are in good agreement with the BC sum rule for ^3He and within 2σ from the neutron BC sum rule, as shown on the bottom panel of Fig. 3 and in Table I (the results were multiplied by 10^5 for listing in the table).

V. CONCLUSION

In summary, we have measured the inelastic contribution to the neutron $d_2(Q^2)$ matrix element at $< Q^2 > = 2.4 \text{ (GeV/c)}^2$ and found it very small, in agreement with the Lattice QCD calculation. We also formed the ^3He and neutron Γ_2 moments over the Q^2 range of 1.2 to 3.0 $(\text{GeV/c})^2$. Our data show both moments to be small and to gradually decrease in magnitude with Q^2 . The BC sum for ^3He and the neutron was then evaluated from our data in the resonance region, adding the elastic contribution from elastic form factors and using g_2^{WW} for the low x unmeasured part of the integral. Our data confirmed the validity of the BC sum rule at the 1.5σ level.

ACKNOWLEDGMENTS

We would like to acknowledge the outstanding support from the Jefferson Lab Hall A technical staff. This work was supported by the NSF and DOE contract DE-AC05-06OR23177 under which JSA, LLC operates JLab.

TABLE I. E01-012 results given at the scale of 10^{-5} .

	Q^2 (GeV/c) ²	Resonance (10 ⁻⁵)	DIS (10 ⁻⁵)	Elastic or QE (10 ⁻⁵)	Total (10 ⁻⁵)
d_2^n	1.2	186 ± 136 ± 156	-2 ± 6 ± 3	-2342 ± 204	-2158 ± 136 ± 257
	1.8	-32 ± 177 ± 107	1 ± 9 ± 5	-1075 ± 96	-1105 ± 177 ± 144
	2.4	-55 ± 118 ± 101	3 ± 7 ± 4	-468 ± 40	-520 ± 118 ± 109
	3.0	80 ± 88 ± 137	13 ± 6 ± 2	-211 ± 16	-117 ± 88 ± 138
$\Gamma_2^{^3\text{He}}$	1.2	582 ± 245 ± 115	-162 ± 72 ± 41	-558 ± 31	-139 ± 255 ± 126
	1.8	180 ± 182 ± 82	-114 ± 67 ± 36	-219 ± 12	-153 ± 194 ± 90
	2.4	68 ± 94 ± 33	-55 ± 38 ± 18	-90 ± 5	-77 ± 101 ± 37
	3.0	127 ± 68 ± 23	-3 ± 24 ± 7	-40 ± 2	84 ± 72 ± 24
Γ_2^n	1.2	634 ± 285 ± 153	-26 ± 84 ± 50	-1165 ± 58	-558 ± 297 ± 171
	1.8	114 ± 212 ± 141	12 ± 78 ± 43	-532 ± 27	-407 ± 226 ± 150
	2.4	-9 ± 109 ± 98	21 ± 44 ± 24	-253 ± 13	-241 ± 118 ± 102
	3.0	78 ± 79 ± 76	65 ± 28 ± 10	-128 ± 7	15 ± 84 ± 77

- [1] S. Kuhn, J.-P. Chen, and E. Leader, Prog. Part. Nucl. Phys. **63**, 1 (2009).
- [2] J. Chen, Int. J. Mod. Phys. **E19**, 1893 (2010).
- [3] K. G. Wilson, Phys. Rev. **179**, 1499 (1969).
- [4] J. Kodaira, S. Matsuda, K. Sasaki, and T. Uematsu, Nucl. Phys. **B159**, 99 (1979).
- [5] K. Kramer *et al.*, Phys. Rev. Lett. **95**, 142002 (2005).
- [6] X. Zheng *et al.* (Jefferson Lab Hall A Collaboration), Phys.Rev.Lett. **92**, 012004 (2004).
- [7] X. Zheng *et al.* (Jefferson Lab Hall A Collaboration), Phys.Rev. **C70**, 065207 (2004).
- [8] J. Blümlein and H. Böttcher, Nucl. Phys. **B636**, 225 (2002).
- [9] M. Glück, E. Reya, M. Stratmann, and W. Vogelsang, Phys. Rev. **D63**, 094005 (2001).
- [10] M. Hirai, S. Kumano, and N. Saito, Phys.Rev. **D69**, 054021 (2004).
- [11] E. Leader, A. V. Sidorov, and D. B. Stamenov, Phys. Rev. **D73**, 034023 (2006).
- [12] J. Alcorn *et al.*, Nucl. Instrum. Meth. **A522**, 294 (2004).
- [13] P. Solvignon *et al.* (Jefferson Lab E01-012), Phys. Rev. Lett. **101**, 182502 (2008).
- [14] P. H. Solvignon, (2006), ph.D thesis, Temple University.
- [15] A. V. Sidorov and D. B. Stamenov, Mod. Phys. Lett. **A21**, 1991 (2006).
- [16] C. Ciofi degli Atti and S. Scopetta, Phys. Lett. **B404**, 223 (1997).
- [17] J. L. Friar, B. F. Gibson, G. L. Payne, A. M. Bernstein, and T. E. Chupp, Phys.Rev. **C42**, 2310 (1990).
- [18] P. E. Bosted *et al.* (CLAS), Phys. Rev. **C75**, 035203 (2007).
- [19] S. Kuhn, (2011), private communication.
- [20] M. Amarian *et al.* (Jefferson Lab E94-010 Collaboration), Phys.Rev.Lett. **92**, 022301 (2004).
- [21] K. Slifer *et al.* (Resonance Spin Structure Collaboration), Phys. Rev. Lett. **105**, 101601 (2010).
- [22] D. Drechsel, S. S. Kamalov, and L. Tiator, Eur. Phys. J. **A34**, 69 (2007).
- [23] P. L. Anthony *et al.* (E155), Phys. Lett. **B553**, 18 (2003).
- [24] M. Gockeler *et al.*, Phys. Rev. **D63**, 074506 (2001).
- [25] E. V. Shuryak and A. Vainshtein, Nucl. Phys. **B201**, 141 (1982).
- [26] J. Arrington, W. Melnitchouk, and J. A. Tjon, Phys.Rev. **C76**, 035205 (2007).
- [27] R. Bradford, A. Bodek, H. S. Budd, and J. Arrington, Nucl. Phys. Proc. Suppl. **159**, 127 (2006).
- [28] C. E. Carlson and N. C. Mukhopadhyay, Phys. Rev. **D58**, 094029 (1998).
- [29] M. Gockeler, R. Horsley, D. Pleiter, P. E. Rakow, A. Schafer, *et al.*, Phys. Rev. **D72**, 054507 (2005).
- [30] K. Slifer *et al.* (E94010 Collaboration), Phys.Rev.Lett. **101**, 022303 (2008).
- [31] H. Burkhardt and W. N. Cottingham, Annals Phys. **56**, 453 (1970).
- [32] R. L. Jaffe, Comments Nucl. Part. Phys. **19**, 239 (1990).
- [33] A. Accardi, A. Bacchetta, W. Melnitchouk, and M. Schlegel, JHEP **0911**, 093 (2009).