

# ACCELERATION OF POLARIZED PROTONS AND DEUTERONS IN THE ION COLLIDER RING OF JLEIC\*

A.M. Kondratenko, M.A. Kondratenko, Sci. & Tech. Laboratory Zaryad, Novosibirsk, Russia  
 Yu.N. Filatov, MIPT, Dolgoprudny, Moscow Region, Russia  
 Ya.S. Derbenev, F. Lin, V.S. Morozov, Y. Zhang, Jefferson Lab, Newport News, VA, USA

## Abstract

The figure-8-shaped ion collider ring of Jefferson Lab Electron-Ion Collider (JLEIC) is transparent to the spin. It allows one to preserve proton and deuteron polarizations using weak stabilizing solenoids when accelerating the beam up to 100 GeV/c. When the stabilizing solenoids are introduced into the collider's lattice, the particle spins precess about a spin field, which consists of the field induced by the stabilizing solenoids and the zero-integer spin resonance strength. During acceleration of the beam, the induced spin field is maintained constant while the resonance strength experiences significant changes in the regions of "interference peaks". The beam polarization depends on the field ramp rate of the arc magnets. Its component along the spin field is preserved if acceleration is adiabatic. We present the results of our theoretical analysis and numerical modeling of the spin dynamics during acceleration of protons and deuterons in the JLEIC ion collider ring. We demonstrate high stability of the deuteron polarization in figure-8 accelerators. We analyze a change in the beam polarization when crossing the transition energy.

## PRESERVATION OF ION POLARIZATION IN FIGURE-8 ACCELERATORS

A characteristic feature of JLEIC is its figure-8-shaped rings. Such a ring topology is transparent to the spin: the combined effect of arc fields on the spin in an ideal collider lattice reduces to zero after one particle turn. To preserve the polarizations of the proton and deuteron beams during acceleration from 8 GeV/c to 100 GeV/c in the ion collider ring, it is sufficient to use a weak solenoid with a field integral of 1.2 T·m, which does not perturb the closed orbit and has practically no effect on the beam's orbital parameters [1-2]. The solenoid then stabilizes longitudinal spin polarization at its location. A solenoid with the indicated field integral allows one to induce a spin tune  $\nu$  of  $10^{-2}$  for protons and  $3 \cdot 10^{-3}$  for deuterons.

For polarization stability, one must ensure that the spin tune  $\nu$  induced by the solenoid significantly exceeds the strength of the zero-integer spin resonance:  $\omega: \nu \gg \omega$ .

The resonance strength is the value of the average spin field determined by deviation of the trajectory from the design orbit. The resonance strength consists of two parts:

a coherent part arising due to additional transverse and longitudinal fields on a trajectory deviating from the design orbit and an incoherent part associated with the particles' betatron and synchrotron oscillations (beam emittances)

$$\vec{\omega} = \vec{\omega}_{coh} + \vec{\omega}_{emitt}, \quad \omega_{coh} \gg \omega_{emitt}$$

In practice, the coherent part  $\omega_{coh}$  significantly exceeds the incoherent one  $\omega_{emitt}$ . The coherent part does not cause beam depolarization and only results in a simultaneous rotation of the polarization about the field determined by the strength and alignment errors of collider elements. In principle, the direction and size of the coherent part of the resonance strength can be measured and taken into account for polarization control. To preserve the polarization, it is then sufficient to satisfy a weaker condition:  $\nu \gg \omega_{emitt}$ .

## CALCULATION OF ZERO-INTEGER SPIN RESONANCE STRENGTH IN JLEIC

Figure 1 shows  $\beta$  functions of the JLEIC collider lattice in the collider mode used in our spin dynamics calculations. The origin of the coordinate frame is located at the collider's IP. Figure 1 also indicates the location of the solenoid stabilizing the spin during acceleration. The difference from the collision mode where  $\beta$  functions in the IP region reach 2.5 km is that, in the acceleration mode, the  $\beta$  functions in the detector section do not exceed 150 m.

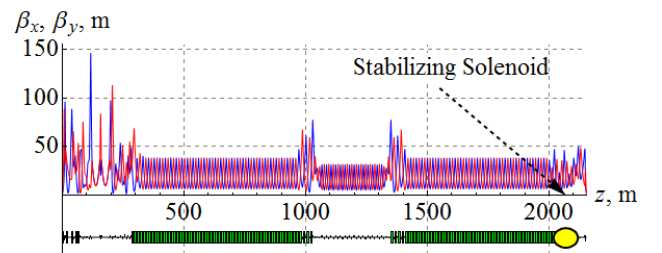


Figure 1:  $\beta$  functions of the ion collider ring.

## Incoherent Part of the Spin Resonance Strength

Figure 2 shows the incoherent part of the proton resonance strength for normalized emittance values of 1 mm-mrad in both radial and vertical directions. As we can see, the value of the incoherent part does not exceed  $2 \cdot 10^{-4}$  practically in the whole momentum range of the collider with the exception of narrow "interference" peaks where spin perturbations add up coherently in the arc magnets. The presented calculation confirms that the spin tune value of  $10^{-2}$  induced by the solenoid field is suffi-

\* Authored by Jefferson Science Associates, LLC under U.S. DOE Contracts No. DE-AC05-06OR23177 and DE-AC02-06CH11357. The U.S. Government retains a non-exclusive, paid-up, irrevocable, world-wide license to publish or reproduce this manuscript for U.S. Government purposes.

cient to stabilize the spin with normalized emittances of the betatron motion equal to 1 mm-mrad.

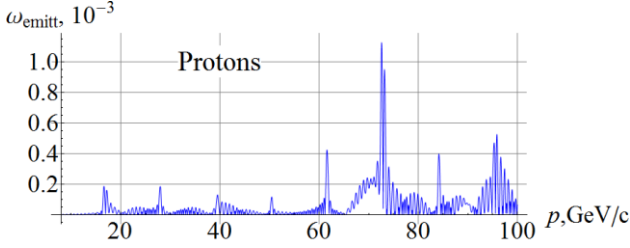


Figure 2: Incoherent part of the proton resonance strength in the JLEIC ion collider ring.

Figure 3 shows a similar graph of the dependence of the incoherent part of the deuteron resonance strength on momentum. Our calculations assumed that the transverse size of the deuteron beam was equal to the proton beam size, i.e. the transverse beam emittances were 0.5  $\mu\text{m}$ .

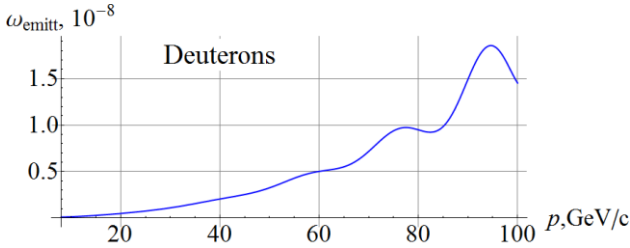


Figure 3: Incoherent part of the deuteron resonance strength in the JLEIC ion collider ring.

In contrast to protons, due to the small value the deuteron anomalous magnetic moment, deuterons have only one interference peak at the momentum of 93 GeV/c whose value does not exceed  $2 \cdot 10^{-8}$ . Thus, a deuteron spin tune of  $3 \cdot 10^{-3}$  induced by a solenoid significantly exceeds the incoherent part of the resonance strength.

### Coherent Part of the Spin Resonance Strength

Let us calculate the resonance strength for a proton beam using a model with random shifts of all quadrupoles in the transverse directions. Figure 4 shows the coherent part of the proton resonance strength in the ion collider ring with random quadrupole misalignments resulting in a transverse closed orbit distortion of about 100  $\mu\text{m}$  rms.

The statistical model calculates the most probable magnitude of the coherent part of the resonance strength not specifying its direction, which lies in the collider's plane.

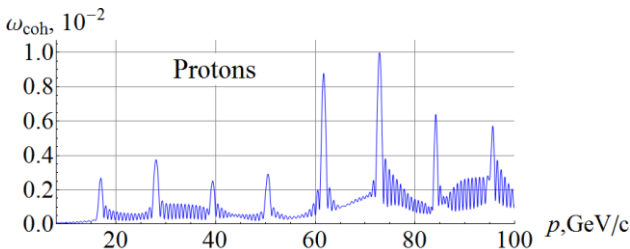


Figure 4: Coherent part of the proton resonance strength in the ion collider ring.

As in the case of the incoherent part, the coherent part of the resonance strength has interference peaks whose

maximum values do not exceed  $1.5 \cdot 10^{-2}$ , which has an order of magnitude comparable to the field induced by the stabilizing solenoid.

Figure 5 shows a graph of the coherent part of the deuteron resonance strength calculated using the statistical model of random quadrupole misalignments.

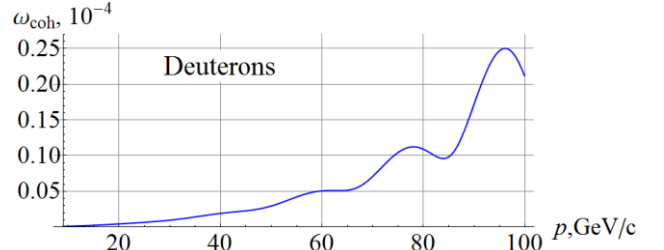


Figure 5: Coherent part of the deuteron resonance strength in the ion collider ring.

## ACCELERATION OF POLARIZED IONS IN THE JLEIC COLLIDER

The spin dynamics during acceleration in the ion collider ring is a precession about the spin field  $\vec{h}$ , which consists of the field  $\vec{h}_{\text{sol}}$  induced by the stabilizing solenoid and the resonance strength  $\vec{\omega}$ :  $\vec{h} = \vec{h}_{\text{sol}} + \vec{\omega}$ . During acceleration the field  $\vec{h}_{\text{sol}}$  is maintained constant while the resonance strength  $\vec{\omega}(t)$  experiences significant changes in the regions of interference peaks.

The beam polarization substantially depends on the field ramp rate in the arc magnets. When using superconducting magnets with a field ramp rate of 1 T/min, acceleration happens adiabatically, which means that, in a characteristic time of change in the spin field, the spin makes a large number of turns. During adiabatic acceleration, the spin follows the  $\vec{h}$  field direction, which can significantly deviate from the longitudinal direction at the locations of the interference peaks of the coherent part of the resonance strength. However, this does not signify polarization loss, the beam polarization restores its longitudinal direction in places where  $h_{\text{sol}} \gg \omega_{\text{coh}}$ .

Let us present calculations of the spin dynamics during acceleration of protons and deuterons in the JLEIC ion collider ring made using a spin tracking code Zgoubi [3].

Figure 6 shows the longitudinal spin components in the ion collider ring during acceleration of 3 protons with  $\Delta p/p = 0$  (green line),  $\Delta p/p = 10^{-3}$  (red line) and  $\Delta p/p = -10^{-3}$  (blue line). As we can see, the graphs of the longitudinal spin components practically do not differ from each other (the red line covers up the blue and green lines), i.e. synchrotron energy modulation does not give a noticeable contribution to the ion spin motion when stabilizing the polarization by a weak solenoid in the JLEIC ion collider ring. All particles were launched with the same initial conditions:  $S_{z0} = 1$ ,  $x_0 = 0.61$  mm,  $x'_0 = 0$  rad,  $y_0 = 0.27$  mm,  $y'_0 = 0$  rad. The field ramp rate was 1 T/min (the particles were accelerated in 8.3 million turns). During acceleration, the spin preserves its component along the spin field, which lies in the orbit

plane and noticeably deviates from the longitudinal direction in the regions of the “interference” peaks of the coherent part of the resonance strength at momenta of about 60 GeV/c and 75 GeV/c, where the resonance strength becomes approximately equal to the size of the solenoid spin field. The spin tune induced by the solenoid during acceleration is  $10^{-2}$ .

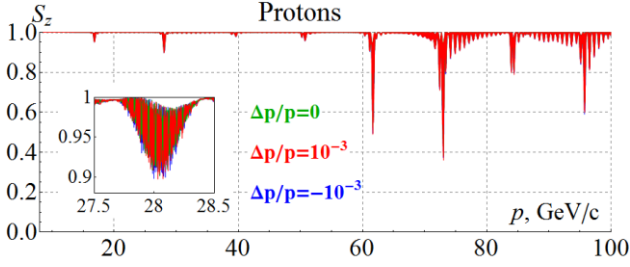


Figure 6: Longitudinal spin component during acceleration of three protons in the ion collider ring.

Similar graphs for the longitudinal components of the deuteron spin are shown in Fig. 7. The initial conditions and solenoid field strength during acceleration were chosen the same as in the proton case.

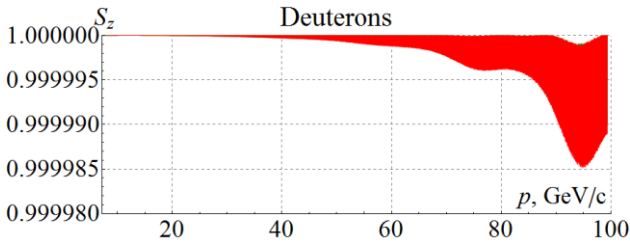


Figure 7: Longitudinal spin component during acceleration of three deuterons in the ion collider ring.

In contrast to protons, the change in the deuteron longitudinal polarization during acceleration does not exceed  $2 \cdot 10^{-5}$  even in the interference peak. This example demonstrates a high stability of the deuteron polarization in figure-8 rings, which can be used for high-precision experiments. To the contrary, in conventional accelerators with preferred periodic spin orientation, control of the deuteron polarization and its preservation during acceleration to 100 GeV/c is a practically unrealistic task.

### Crossing the Transition Energy

When accelerating polarized protons and deuterons in the JLEIC ion collider ring in the momentum range from 8 GeV/c to 100 GeV/c, one has to consider the question of preserving the beam polarization during transition energy crossing. The relativistic Lorentz factor of the transition energy in the ion collider ring equals 12.453, which corresponds to a momentum of 11.65 GeV/c for protons and 23.3 GeV/c for deuterons.

For our calculations, we chose a conventional model, in which crossing of the transition energy is done by a fast jump of the RF cavity phase at the exact moment of the crossing from the value  $\varphi_s$  to the value  $\varphi_s^* = \pi - \varphi_s$  at a given field ramp rate [4].

The phase space trajectories of the two protons with the initial momentum offsets of  $\Delta p/p = 10^3$  (red line) and  $\Delta p/p = -10^3$  (blue line) is shown in Fig. 8. As the energy approaches transition, the amplitude of the synchrotron phase deviation from the equilibrium value of  $\varphi_s \approx 0.3$  rad reduces while the amplitude of the momentum deviation grows. After crossing the transition energy, the particles are captured inside a new separatrix and undergo oscillations about a new equilibrium phase of  $\varphi_s^* \approx 2.84$  rad. The amplitude of the momentum deviations damps as the energy gets further away from transition. Our calculations indicate that no significant changes occur in the transverse beam size and beam polarization at the transition energy crossing.

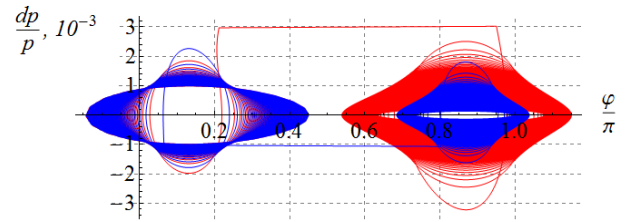


Figure 8: Proton phase space trajectories.

## CONCLUSION

Figure-8 rings with weak solenoids provide an elegant solution to preservation of the polarization when accelerating particles of any kind. Our calculations made using a spin tracking code Zgoubi demonstrate preservation of the polarization during acceleration of protons and deuterons in the JLEIC ion collider ring with a closed orbit excursion of 100  $\mu\text{m}$  rms. However, tolerances to alignment of the lattice elements can be relaxed. The strength of the stabilizing solenoid can be increased. One then has to account for the fact that the solenoid itself gives a contribution to the spin resonance strength due to an angle between the distorted closed orbit and solenoid axis. This results in a transverse magnetic field component, which has practically no effect on the orbital motion but can have a strong effect on the spin motion especially for a proton beam at high energies ( $\gamma G \gg 1$ ). This contribution can be minimized either by a more precise alignment of the solenoid axis or by choosing such a collider lattice, which has a sufficiently small response function value at the solenoid location. [5]. Another option is to compensate the coherent part of the spin resonance strength at the experimental energy using a 3D spin rotator [5].

## REFERENCES

- [1] S. Abeyaratne *et al.*, arXiv:1504.07961 [physics.acc-ph], 2015.
- [2] A.M. Kondratenko *et al.*, in *Proc. IPAC'15*, Richmond, VA, USA, May 2015, paper TUPWI029, pp. 2301-2303.
- [3] F. Méot, *Nucl. Instr. Meth A*, vol. 427, pp. 353-356, 1999.
- [4] E.D. Courant and H.S. Snyder, *Annals of physics*, vol. 3, no. 1, pp. 1-48, 1958.
- [5] A.M. Kondratenko *et al.*, arXiv:1604.05632 [physics.acc-ph], 2016.