

Parton Distribution Functions from Ioffe time pseudo-distributions

Bálint Joó^a , Joseph Karpie^{b,a} , Kostas Orginos^{b,a} , Anatoly Radyushkin^{c,a} , David Richards^a and Savvas Zafeiropoulos^d

^a*Thomas Jefferson National Accelerator Facility,
Newport News, VA 23606, USA*

^b*Department of Physics, The College of William & Mary,
Williamsburg, VA 23187, USA*

^c*Physics Department, Old Dominion University,
Norfolk, VA 23529, USA*

^d*Institute for Theoretical Physics, Heidelberg University,
Philosophenweg 12, 69120 Heidelberg, Germany*

E-mail: bjoo@jlab.org, jmkarpie@email.wm.edu, kostas@wm.edu,
aradyush@odu.edu, dgr@jlab.org, zafeiropoulos@thphys.uni-heidelberg.de

ABSTRACT: In this paper, we present a detailed study of the unpolarized nucleon parton distribution function (PDF) employing the approach of parton pseudo-distribution functions. We perform a systematic analysis using three lattice ensembles at two volumes, with lattice spacings $a = 0.127$ fm and $a = 0.094$ fm, for a pion mass of roughly 400 MeV. With two lattice spacings and two volumes, both continuum limit and infinite volume extrapolation systematic errors of the PDF are estimated.

In addition to the x dependence of the PDF, we compute their first two moments and compare them with the pertinent phenomenological determinations.

Contents

1	Introduction	1
2	Ioffe time pseudo distributions	4
2.1	PDFs, TMDs, and pseudo-PDFs	4
2.2	Reduced distribution	5
2.3	z^2 evolution and $\overline{\text{MS}}$ matching	6
2.4	Moments of pseudo-PDF	7
3	Details of the Lattice Calculation	9
3.1	Momentum smearing	9
3.2	Feynman-Hellmann Matrix element extraction	11
3.3	Desired lattice correlation functions	13
3.4	Fits and Excited States Effects	14
3.5	Cancellation of Renormalization Constants	15
3.6	Reduced pseudo-ITD results	17
3.7	Perturbative evolution and matching to $\overline{\text{MS}}$	18
4	PDF extraction	22
4.1	Moments of PDF and pseudo-PDF	23
4.2	PDF fits	27
4.3	Continuum extrapolation	28
4.4	Finite Volume effects	30
5	Conclusions	31
6	Acknowledgements	33

1 Introduction

Parton distribution functions (PDF) [1] describe the structure of hadrons in terms of the momentum and spins of the quarks and gluons. Deep inelastic scattering (DIS) experiments have allowed for phenomenological determination of PDFs, but a direct calculation using Quantum Chromodynamics (QCD) remains out of reach. The theoretical definition of PDFs requires calculation of hadronic matrix elements with separations on the light cone. A calculation on a Euclidean lattice is therefore not possible. Previously, the Mellin moments of the parton distributions were calculated with Lattice QCD, but the reduced rotational symmetry of the lattice only allowed access to the lowest few moments. The signal-to-noise ratio and the power divergent mixings are two pressing bottlenecks in this approach.

To avoid the difficulties stemming from the light cone coordinates, it has been proposed to calculate the nucleon matrix elements with purely space-like separations. A momentum space formulation, proposed by X. Ji [2], calculates the parton quasi-distribution function (quasi-PDF), $\tilde{q}(y, p_3^2)$, which describes the parton distribution of the third component of the hadron momentum p_3 rather than that of the “plus” light-cone component p_+ . In the limit $p_3 \rightarrow \infty$, the quasi-PDF can be factorized into the light-cone PDF, $f(x, \mu^2)$. This technique has been explored extensively in numerical lattice calculations, for several different quasi-PDFs, as well as for the pion quasi-distribution amplitude (DA) [3–17]. Other approaches to obtaining PDFs from the lattice include those of references [18–20].

Some of the main difficulties with the quasi-PDF method arise from the high momenta necessary for the calculation. One issue is that the signal-to-noise ratio of correlation functions decreases exponentially with the momentum which requires increasing computational costs to achieve a precise matrix element extraction. Another issue is that the momenta must be large enough for the perturbative matching formulae to apply and still must be small enough to be free of lattice artifacts.

Recent work suggests that non-perturbative effects may dominate the evolution of the quasi-PDF up to rather large momenta. A series of papers by one of the authors (AR) discusses the nonperturbative p_3^2 -evolution of quasi-PDFs and quasi-DAs [21, 22] based on the formalism of virtuality distribution functions. Using the approach in [21, 22], a connection was established between the quasi-PDF and “straight-link” transverse momentum dependent distributions (TMDs) $\mathcal{F}(x, k_T^2)$, whose Fourier transform has been calculated on the lattice in [23]. Using simple assumptions about TMDs, models were built for the non-perturbative evolution of quasi-PDFs. It was made clear that the convolution nature of the quasi-PDFs leads to a complicated pattern of p_3^2 -evolution, which consequently enforces the use of large values of momenta, namely, $p_3 \gtrsim 3$ GeV to ensure a controlled approach to the PDF limit. The derived curves agree qualitatively with the patterns of p_3 -evolution produced by lattice calculations.

The structure of quasi-PDFs was further studied in Ref. [24]. It was shown that, when a hadron is moving, the parton k_3 momentum may be treated as coming from two sources. The hadron’s motion as a whole yields the $x p_3$ part, which is governed by the dependence of the TMD $\mathcal{F}(x, \kappa^2)$ on its first argument, x . The residual part $k_3 - x p_3$ is controlled by the way that the TMD depends on its second argument, κ^2 , which dictates the shape of the primordial rest-frame momentum distribution.

A position space formulation was proposed by one of the authors in [24]. The suggestion was to perform the calculation of the Ioffe time pseudo-distribution function (pseudo-ITD), $\mathcal{M}(\nu, z^2)$, where the Ioffe time, ν , is dimensionless and describes the amount of time the DIS probe interacts with the nucleon, in units of the inverse hadron mass. The related pseudo-PDF (or parton pseudo-distribution function) $\mathcal{P}(x, z^2)$ can be determined from its Fourier transform. The pseudo-PDF and the pseudo-ITD are Lorentz invariant generalizations of the PDF and of the Ioffe time distribution function (ITD) to space-like field separations. Unlike the quasi-PDF, the pseudo-PDF has canonical support in $-1 \leq x \leq 1$ for all values of z^2 even when the PDF limit has not yet been reached. In a super renormalizable theory, the pseudo-PDF will approach the PDF in the $z^2 \rightarrow 0$ limit. In renormalizable theories,

the pseudo-PDF will have a logarithmic divergence at small z^2 which corresponds to the DGLAP evolution of the PDF. The pseudo-PDF and the pseudo-ITD can be factorized into the PDF and perturbatively calculable kernels, similar to experimental cross sections. This fact means that the pseudo-PDF and pseudo-ITD fall into the category of “Good Lattice Cross Sections” as described in [25]. The first lattice implementation of this technique was performed in [26, 27] to compute the iso-vector quark pseudo-PDF in the quenched approximation. Other Good Lattice Cross Sections have been calculated to extract the pion DA [28] and the pion PDF [29]. We refer the reader to [30–33] for detailed reviews of these topics.

Possible difficulties with these approaches were raised in [34, 35]. In [34], the authors observed that the power divergent mixing of moments of the PDF calculated in Euclidean space would cause a divergence of the moments of the quasi-PDF. Due to this issue, they argued the PDF could not be extracted from the quasi-PDF. This claim was refuted in [36], where the authors showed that the non-local operator can be matched to the PDF without the presence of power divergent mixings. In [34, 35], the authors noted that the Fourier transformation of the logarithmic z^2 dependence, generated by the DGLAP evolution of the PDF, will create contributions to the qPDF in the region of $|y| > 1$ which do not vanish in the limit $p_3 \rightarrow \infty$. This effect is unavoidable in the quasi-PDF formalism since the Fourier transform must be performed before matching to the $\overline{\text{MS}}$ PDF. It is this contribution which generates the divergent moments of the quasi-PDF. In [37], the origin of this contribution was described in terms of the “primordial transverse momentum distribution”. It was argued that the non-perturbative part of the $|y| > 1$ contributions vanishes in the $p_3 \rightarrow \infty$ limit, while the non-vanishing perturbatively calculable contributions are canceled after implementation of the matching procedure. As a result, the moments of extracted PDFs are finite.

It should be noted that in the pseudo-PDF formalism the z^2 -dependence of $\mathcal{M}(\nu, z^2)$ is not subject to a Fourier transform, and the issue is completely avoided. As was shown in [24], pseudo-PDFs $\mathcal{P}(x, z^2)$ have the canonical support $[-1, 1]$ for the momentum fraction x . The unphysical region of $|x| > 1$ is avoided and the moments of the pseudo-PDF are finite. Finally in [38], it was demonstrated using lattice data that the finite moments of the PDF can be extracted from the non-local matrix element for the reduced pseudo-ITD, refuting the claim in [35] that the pseudo-PDF moments would be power divergent. In the OPE, the power divergent mixings of the moments are explicitly canceled by the corresponding Wilson coefficients. This feature of the OPE has been known for some time [39], and this method of extracting moments from non-local operators is referred to as “OPE without OPE” [40]. This cancellation of divergences is unsurprising. The reduced pseudo-ITD is by design a renormalization group invariant quantity. There can be no difference between this object calculated with lattice regulation or dimensional regulation in the continuum. Since all of the moments are finite, a matching relationship between the pseudo-ITD and the $\overline{\text{MS}}$ ITD can be derived from these Wilson coefficients.

In this paper, we show the first calculation of the Ioffe time pseudo-distribution function with dynamical fermion ensembles. The other aspect new to pseudo-ITD analysis is that we have applied the method of momentum smearing [41] to the pertinent matrix element which

substantially improve our results at high momenta when compared to Gaussian smearing. The remainder of the paper is as follows. In Section II, the Ioffe time distribution is outlined, and in Section III the details of its lattice implementation are described. In Section IV, the results of the calculation are presented, and finally in Section V we summarize our findings and propose future research directions.

2 Ioffe time pseudo distributions

The unpolarized ITD is described in terms of a special case of the helicity-averaged, forward, non-local matrix element,

$$M^\alpha(p, z) = \langle p | \bar{\psi}(z) \gamma^\alpha U(z; 0) \psi(0) | p \rangle, \quad (2.1)$$

for $p = (p^+, \frac{m^2}{2p^+}, 0_T)$, $z = (0, z_-, 0_T)$, and $\alpha = +$, where we use light-cone coordinates, i.e. $a_\mu = (a_+, a_-, a_T)$ with $a_\pm = (a_t \pm a_z)/\sqrt{2}$ and $a_T = (a_x, a_y)$. Given arbitrary choices of p , z , and α , the Lorentz decomposition of the matrix element in Eq. (2.1) is

$$M^\alpha(z, p) = 2p^\alpha \mathcal{M}(\nu, z^2) + 2z^\alpha \mathcal{N}(\nu, z^2), \quad (2.2)$$

where the Lorentz invariant $\nu = p \cdot z$ is called the Ioffe time. For the choice of parameters which corresponds to the ITD, only \mathcal{M} contributes to the matrix element. For arbitrary z^2 , the \mathcal{M} function, called the Ioffe time pseudo-distribution function, can be thought as a generalization of the ITD to separations other than light-like. The pseudo-ITD contains the leading twist contributions, but also contains higher twist contributions at $O(z^2 \Lambda_{\text{QCD}}^2)$. The removal of these contributions, through cancellation or small z^2 , is necessary for accurately determining the ITD from the pseudo-ITD.

From the relevant handbag diagrams, it has been shown [24] that the Fourier conjugate of ν , denoted by x , has a restricted range of $-1 \leq x \leq 1$. The Fourier transform of the pseudo-ITD, called the pseudo-PDF $\mathcal{P}(x, z^2)$ is given by

$$\mathcal{M}(\nu, z^2) = \int_{-1}^1 dx e^{i\nu x} \mathcal{P}(x, z^2). \quad (2.3)$$

This definition of x is completely Lorentz covariant and there is no need to restrict displacements onto the light cone or to require infinite momenta. This feature is promising for a lattice calculation where only space-like displacements are possible and large momenta are plagued by both large statistical and systematic errors. An extended discussion of this approach is provided in [24, 26, 27, 38, 42–44].

2.1 PDFs, TMDs, and pseudo-PDFs

Specific choices of z , p , and α can connect the Lorentz-invariant pseudo-PDF to the standard light cone PDF. Using light-cone coordinates, and assuming a light-like displacement $z_\mu = (0, z_-, 0_T)$, longitudinal hadron momenta $p_\mu = (p_+, p_-, 0_T)$, and the Dirac matrix for $\alpha = +$, the standard light-cone PDF can be determined as the Fourier transform of the ITD

$$f(x) = \mathcal{P}(x, 0) = \frac{1}{2\pi} \int_{-\infty}^{\infty} d(p_+ z_-) e^{-i(p_+ z_-)x} \mathcal{M}(p_+ z_-, 0). \quad (2.4)$$

One can now introduce transverse degrees of freedom through the displacement $z = (0, z_-, z_T)$ in order to define a TMD, $\mathcal{F}(x, k_T^2)$, as

$$\mathcal{P}(x, -z_T^2) = \int d^2 k_T e^{-i k_T \cdot z_T} \mathcal{F}(x, k_T^2). \quad (2.5)$$

This definition of the TMD uses a straight link operator for $U(z, 0)$ of Eq. 2.1 and describes the undisturbed or “primordial” distribution of the nucleon. Standard definitions of the TMD rely on staple links. These staple links account for interactions with either the initial or final state colored particles which exist in scattering processes. The primordial TMD may not be capable of being determined in a scattering experiment, but it can still be treated properly within the realm of Quantum Field Theory. Unfortunately, light cone coordinates are not suitable for lattice field theory applications. Instead by choosing the displacement and momenta along a particular lattice axis, $z = (0, 0, z_3, 0)$ and $p = (0, 0, p_3, E)$ and the Dirac matrix for $\alpha = 4$, the pseudo-PDF can be determined by

$$\mathcal{P}(x, -z_3^2) = \frac{1}{2\pi} \int_{-\infty}^{\infty} d\nu e^{-i\nu x} \mathcal{M}(\nu, -z_3^2), \quad (2.6)$$

where $\nu = p \cdot z$. Ignoring the logarithmic divergences in a renormalizable theory, the pseudo-PDF will converge to the PDF in the limit of $z_3^2 \rightarrow 0$. Due to Lorentz invariance, the pseudo-PDF calculated in either light cone or Cartesian coordinates will produce the same function. The difference between the pseudo-PDF and the PDF can then be described by using the k_T dependence of the primordial TMD, $\mathcal{F}(x, k_T^2)$.

This limit can be shown to be the same convergence limit of quasi-PDF after one recognizes $z_3^2 = \frac{\nu^2}{p_3^2}$. The complicated evolution of the quasi-PDF can be explained by the fact that, in the space of the Lorentz invariants ν and z^2 , it is an integral with respect to ν of $\mathcal{M}(\nu, \nu^2/p^2)$ along the curve $z^2 = \frac{\nu^2}{p^2}$. This feature makes the quasi-PDF at a given value of the momentum p a mixture of the Ioffe time distribution at different scales some of which may not be in the perturbative regime. In order to ensure the applicability of perturbative matching formulae, the momenta used in the quasi-PDF determination need to be very large in order to neglect the ν dependence in the second argument. In contrast, the pseudo-PDF is the integral along the line $z^2 = \text{const}$. The single scale makes the validity of perturbation theory, or lack thereof, more transparent. A verification of the validity of the perturbative formula will be necessary for any lattice-calculated PDF to be believable.

2.2 Reduced distribution

In order to improve the calculation of the ITD from the pseudo-ITD, it has been suggested [45] to remove $O(z^2 \Lambda_{\text{QCD}}^2)$ contributions by considering the reduced pseudo-ITD

$$\mathfrak{M}(\nu, z^2) = \frac{\mathcal{M}(\nu, z^2)}{D(z^2)}. \quad (2.7)$$

Ideally, $D(z^2)$ will contain all the non-trivial z^2 dependence from higher twist effects. The chief requirement is that in the $z^2 \rightarrow 0$ limit $D(z^2)$ approaches a non-zero finite constant. This feature ensures that the OPE for this reduced pseudo-ITD will be the same as the

original pseudo-ITD, and factorization will lead to the same PDF moments. For future purposes in a lattice calculation, the choice of $D(z^2) = \mathcal{M}(0, z^2)$ is particularly useful and in the following this choice will be assumed.

In order to take a continuum limit, the operator $O_{\text{WL}} = \bar{\psi}(z)\gamma^\alpha U(z;0)\psi(0)$ must first be renormalized. In QCD, the renormalization constant of a Wilson line is proportional to $e^{-gm\frac{z}{a}+c(z)}$ which when expanded in g gives a power divergence in perturbation theory and $c(z)$ is a term which depends on the number of cusps in the Wilson line and the specific angles formed at the cusps [46, 47]. The full Wilson line operator O_{WL} is multiplicatively renormalizable [48]. This convenient feature allows the ratio in Eq. (2.7), with the choice $D(z^2) = \mathcal{M}(0, z^2)$, to have a finite continuum limit. The renormalization constants in the numerator and denominator, which only depend on the length and shape of the Wilson line, not the external momentum, cancel exactly. Even more importantly, this ratio is Renormalization Group Invariant (RGI). Therefore, it can be factorized using $\overline{\text{MS}}$ into the PDF and an appropriate Wilson coefficient contrary to what was claimed by [34, 35].

2.3 z^2 evolution and $\overline{\text{MS}}$ matching

All phenomenological PDF fits are performed in the $\overline{\text{MS}}$ scheme either with NLO or NNLO truncation in the perturbative series of the Wilson coefficients. Since the reduced pseudo-ITD is RGI, its z^2 dependence is independent of any particular scheme, but its dependence on this scale must match the μ dependence of the $\overline{\text{MS}}$ ITD. The $O(\alpha_s)$ perturbative z^2 evolution equation is given by [24]

$$z^2 \frac{d\mathfrak{M}}{dz^2}(\nu, z^2) = -\frac{\alpha_s}{2\pi} C_F \int_0^1 du B(u) \mathfrak{M}(u\nu, z^2), \quad (2.8)$$

where $B(u) = \left[\frac{1+u^2}{1-u} \right]_+$ is the Altarelli-Parisi kernel. This equation is the pseudo-ITD's analog of the ITD's DGLAP evolution equation. Solving Eq. (2.8) in the leading log approximation, as in [26], the reduced pseudo-ITD at various scales z^2 can be evolved to the common scale z_0^2 by applying

$$\mathfrak{M}(\nu, z_0^2) = \mathfrak{M}(\nu, z^2) + \ln\left(\frac{z^2}{z_0^2}\right) \frac{\alpha_s C_F}{2\pi} B \otimes \mathfrak{M}(\nu, z^2), \quad (2.9)$$

where

$$B \otimes \mathfrak{M}(\nu, z^2) = \int_0^1 du \left[\frac{1+u^2}{1-u} \right]_+ \mathfrak{M}(u\nu, z^2). \quad (2.10)$$

As was done in [26], one can estimate the effects of evolution and matching by performing the convolution on a model reduced pseudo-ITD. Consider the pseudo-ITD for the model pseudo-PDF $\mathcal{P}(x, z^2) = x^a(1-x)^b/B(a+1, b+1)$ for $a = 0.5$ and $b = 3$. The convolutions for the DGLAP kernel are shown in Fig. 1.

Due to this logarithmic divergence in z^2 , the determination of the PDF from the pseudo-ITD is not as straightforward as a simple limit of $z^2 \rightarrow 0$. At the leading-twist level, there exists a factorization relationship

$$\mathfrak{M}(\nu, z^2) = \int_0^1 du K(u, z^2 \mu^2, \alpha_s) Q(u\nu, \mu^2) \quad (2.11)$$

between the reduced pseudo-ITD $\mathfrak{M}(\nu, z^2)$ and the $\overline{\text{MS}}$ ITD $Q(\nu, \mu^2)$ defined as

$$Q(\nu, \mu^2) = \int_{-1}^1 dx e^{i\nu x} f(x, \mu^2). \quad (2.12)$$

The kernel K for matching the pseudo-ITD to the $\overline{\text{MS}}$ ITD has been calculated at NLO [49–51]

$$K(u, z^2 \mu^2, \alpha_s) = \delta(1-u) + \frac{\alpha_s C_F}{2\pi} \left[\ln \left(z^2 \mu^2 \frac{e^{2\gamma_E+1}}{4} \right) B(u) + L(u) \right], \quad (2.13)$$

where

$$L(u) = \left[4 \frac{\ln(1-u)}{1-u} - 2(1-u) \right]_+ \quad (2.14)$$

is a scale independent piece related to the specific choice of the $\overline{\text{MS}}$ scheme. This gives the full NLO matching relationship

$$\mathfrak{M}(\nu, z^2) = Q(\nu, \mu^2) + \frac{\alpha_s C_F}{2\pi} \int_0^1 du \left[\ln \left(z^2 \mu^2 \frac{e^{2\gamma_E+1}}{4} \right) B(u) + L(u) \right] Q(u\nu, \mu^2). \quad (2.15)$$

The convolution of $L(u)$ is for the pseudo-PDF model is shown in Fig. 1. The scale dependent part of the kernel can be identified as the previously mentioned evolution process to a scale $z_0^2 = 4e^{-2\gamma_E-1}\mu^{-2}$. The reduced pseudo-ITD at many scales could be directly matched to the $\overline{\text{MS}}$ ITD in a single step. The separation of the evolution and matching procedure can allow for the two steps to take into account the higher twist contamination in different ways.

2.4 Moments of pseudo-PDF

Taylor expanding the right-hand-side of Eq. (2.3) about $\nu = 0$ provides access to the moments of the pseudo-PDF

$$\mathfrak{M}(\nu, z^2) = \sum_{n=0}^{\infty} i^n \frac{\nu^n}{n!} b_n(z^2), \quad (2.16)$$

where

$$b_n(z^2) = \int_0^1 dx x^n \mathcal{P}(x, z^2). \quad (2.17)$$

These moments can be related to the Mellin moments of the PDF through the OPE of the reduced pseudo-ITD in the limit $z^2 \Lambda_{\text{QCD}}^2 \ll 1$ [38]. The leading contribution in the OPE of the reduced pseudo-ITD is given in terms of Mellin moments of the PDF, $a_n(\mu^2)$,

$$\mathfrak{M}(\nu, z^2) = \sum_{n=0}^{\infty} i^n \frac{\nu^n}{n!} a_n(\mu^2) K_n(\mu^2 z^2) + O(z^2), \quad (2.18)$$

where $O(z^2)$ schematically represents terms at sub-leading power in the twist expansion and $K_n(\mu^2 z^2)$ are the Wilson coefficients of the moments. These Wilson coefficients are the

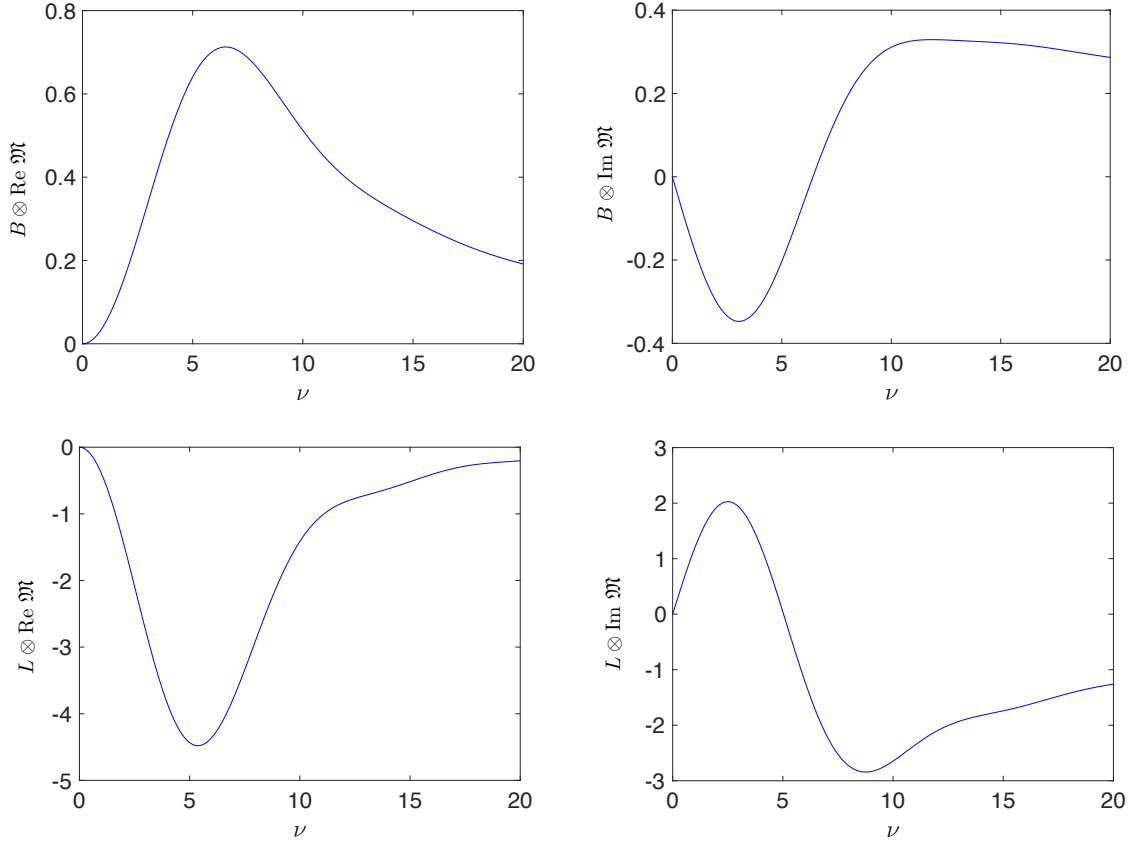


Figure 1. The upper and lower figures show the convolutions for the evolution of Eq. 2.8, and for the matching to $\overline{\text{MS}}$ using the kernel of Eq. 2.14, respectively.

Mellin moments of the matching kernel in Eq. (2.13). By comparing the ν dependencies of Eq. (2.16) and Eq. (2.18), one can find the matching relationship between the pseudo-PDF's moments and the PDF's moments,

$$b_n(z^2) = K_n(\mu^2 z^2) a_n(\mu^2). \quad (2.19)$$

This matching relationship is multiplicative unlike the convolution for matching the pseudo-ITD to the ITD. These advantages of the representation in Mellin space have been exploited to calculate high-order evolution of the PDF [52, 53].

As given in [38], the NLO Wilson Coefficients in Eq. (2.18) are given by

$$K_n(z^2 \mu^2, \alpha_s) = 1 - \frac{\alpha_s}{2\pi} C_F \left[\gamma_n \ln \left(z^2 \mu^2 \frac{e^{2\gamma_E+1}}{4} \right) + l_n \right], \quad (2.20)$$

where

$$\gamma_n = \int_0^1 du B(u) u^n = \frac{1}{(n+1)(n+2)} - \frac{1}{2} - 2 \sum_{k=2}^{n+1} \frac{1}{k}, \quad (2.21)$$

which are the well known moments of the Altarelli-Parisi kernel, and

$$l_n = \int_0^1 du L(u) u^n = 2 \left[\left(\sum_{k=1}^n \frac{1}{k} \right)^2 + \sum_{k=1}^n \frac{1}{k^2} + \frac{1}{2} - \frac{1}{(n+1)(n+2)} \right]. \quad (2.22)$$

With the Wilson coefficients computed, we can now obtain the $\overline{\text{MS}}$ moments up to $\mathcal{O}(\alpha_s^2, z^2)$ directly from the reduced function $\mathfrak{M}(\nu, z^2)$ as

$$a_n(\mu^2) = (-i)^n \frac{1}{K_n(z^2 \mu^2, \alpha_s)} \left. \frac{\partial^n \mathfrak{M}(\nu, z^2)}{\partial \nu^n} \right|_{\nu=0} + \mathcal{O}(z^2 \Lambda_{\text{QCD}}^2, \alpha_s^2). \quad (2.23)$$

There are other analogous proposals for the calculation of moments of parton distributions from Lattice QCD, which do not use local twist-2 matrix elements. Using two spatially separated current operators, [18, 19], one can extract the moments of the DA or PDF. These ideas, as well as the above technique for determining moments, go under the name of “OPE without OPE”, where one calculates a non-local operator in order to estimate the moments defined by local operators [40]. This procedure is particularly useful when the local operators are subject to some systematic difficulty such as the power divergent mixing of the twist-2 operators for PDF moments. In principle, one could calculate all PDF moments from the pseudo-ITD, though this fact is not necessarily true in practice due to the discretized values of z and p which are available to lattice calculations.

3 Details of the Lattice Calculation

The numerical calculation is performed on three different ensembles of lattice QCD configurations. The ensembles that are used in this article were generated by the JLab/W&M collaboration [54] employing 2+1 flavors of stout-smearing clover Wilson fermions and a tree-level tadpole-improved Symanzik gauge action. In the fermionic action, one iteration of stout smearing was used with the weight $\rho = 0.125$ for the staples. A direct consequence of this smearing is that the tadpole corrected tree-level clover coefficient c_{SW} used is very close to the non-perturbative value determined, a posteriori, employing the Schrödinger functional method [54]. The parameters used for the three ensembles are listed in Tab. 3. The lattice spacings, a , are estimated using the Wilson flow scale w_0 described in Ref [56].

3.1 Momentum smearing

In order to improve the overlap of the interpolating fields on the nucleon ground state, smearing procedures are performed on the quark fields. Standard Gaussian smearing, which was used in the previous study of pseudo-ITDs, can help improve the overlap with the state at rest, but deteriorates the overlap with states of higher momenta. The momentum smearing procedure [41] changes the smearing operation to improve the overlap of the interpolating field to nucleon ground states with arbitrary momenta. The quark fields are transformed by

$$\tilde{q}(x) = q(x) + \rho \sum_k \left(2q(x) - e^{i(\frac{2\pi}{L})\vec{\zeta} \cdot \hat{k}} U_k(x) q(x+k) - e^{i(\frac{2\pi}{L})\vec{\zeta} \cdot \hat{k}} U_k(x-k) q(x-k) \right), \quad (3.1)$$

ID	$a(\text{fm})$	$M_\pi(\text{MeV})$	β	c_{SW}	am_l	am_s	$L^3 \times T$	N_{cfg}
$a127m415$	0.127(2)	415(23)	6.1	1.24930971	-0.2800	-0.2450	$24^3 \times 64$	2147
$a127m415L$	0.127(2)	415(23)	6.1	1.24930971	-0.2800	-0.2450	$32^3 \times 96$	2560
$a094m390$	0.094(1)	390(71)	6.3	1.20536588	-0.2350	-0.2050	$32^3 \times 64$	417

Table 1. Parameters for the lattices generated by the JLab/W&M collaboration [54] using 2+1 flavors of stout-smearred clover Wilson fermions and a tree-level tadpole-improved Symanzik gauge action. The lattice spacings, a , are estimated using the Wilson flow scale w_0 . Stout smearing implemented in the fermion action makes the tadpole corrected tree-level clover coefficient c_{SW} used to be very close to the value determined non-pertubatively with the Schrödinger functional method. The $a127m415L$ contains 10 independent streams of 256 configurations each. The other ensembles only contain a single stream.

where ρ and ζ are tunable parameters. This transformation has the same form as used in standard Gaussian smearing with an extra phase, $e^{i\zeta \cdot \hat{k}}$ multiplying the gauge links. Here, ρ plays the same role as in Gaussian smearing and ζ determines which momentum states the quark field will predominantly overlap with.

As suggested in previous works, this procedure was implemented using the existing iterative Gaussian smearing routines, but using a set of rotated gauge links $\tilde{U}_k(x) = e^{i\zeta \cdot \hat{k}} U_k(x)$ in order to account for the phase. Unlike previous works with the momentum smearing technique, the momentum smearing parameter, ζ , was not chosen to be dependent on the nucleon momentum. Also, unlike the sequential source technique, the matrix element extraction based upon the Feynman-Hellmann theorem allows for calculating several nucleon momentum states without additional propagator inversions. Fixing the smearing parameter as a fraction of the momentum would greatly increase the cost of this calculation by requiring different propagator calculations for each momentum used. The parameters were chosen to overlap with the higher momenta states which had a poor signal using standard Gaussian smearing. The choice of ζ was made by maximizing the signal-to-noise ratio of the 2-point correlation function for the desired range of momenta.

In order to demonstrate the efficacy of the momentum smearing procedure, the effective masses of the pion and nucleon were calculated on the $a127m415L$ ensemble, plotted in Fig. 2. Each of these momentum smearings was set to improve the signal-to-noise ratio for a different range of nucleon momentum states. As can be seen the smearing without the momentum phase performs poorly for the highest momentum states, the intermediate ζ improves the signal for the middle range of momenta, and the largest ζ performs significantly better at the highest momentum states than the other two. It should be noted that momentum smearing only alleviates one of the sources of decaying signal-to-noise ratio. Momentum smearing improves the overlap of the ground state with the operator at non-zero momentum which allows for more time sources to be available before machine precision issues arise. The other source is the variance inherent in the correlation functions, which decays exponentially in T with a rate determined by the hadron’s energy

$$R_{\text{S/N}} = \frac{C_2(T)}{\text{std}[C_2(T)]} \sim e^{-(E - \frac{n_q}{2} m_\pi)T} \quad (3.2)$$

where n_q is the number of quarks and anti-quarks in the interpolating operator. This

variance will not be affected by the momentum smearing procedures, because it is an inherent property of the theory.

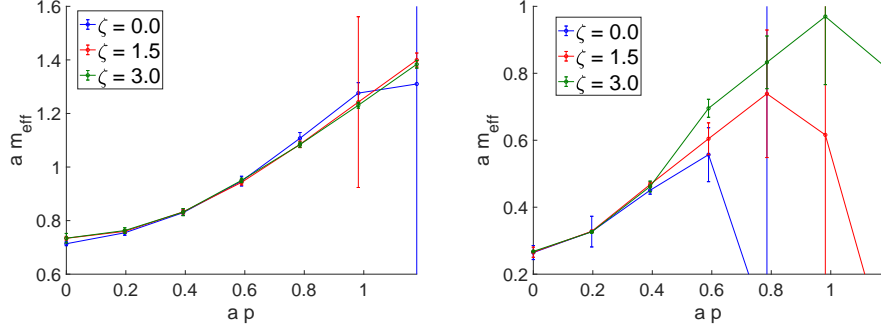


Figure 2. The effective mass for a nucleon (left) and pion (right) two point functions at various momenta from ensemble $a127m415L$. The signal-to-noise ratio for the effective mass, particularly for the pion, decays without momentum smearing. Even without tuning ζ for each momentum, the momentum smearing procedure significantly improves the signal and allows for precision determination of high momentum effective masses which were not attainable with Gaussian smearing alone.

3.2 Feynman-Hellmann Matrix element extraction

The extraction of the matrix element is performed with a method based on the Feynman-Hellmann theorem. Hadron matrix elements can be calculated by studying the time dependence of the ratio of 3-point and 2-point correlation functions. We refer the reader to [26, 57] for more details on the implementation of this method. For completeness, the key points are highlighted below.

The Feynman-Hellmann theorem relates matrix elements of energy eigenstates to derivatives of the corresponding energy eigenvalue with respect to a parameter of the theory,

$$\frac{dE_n}{d\lambda} = \langle n | \frac{dH_\lambda}{d\lambda} | n \rangle. \quad (3.3)$$

In order to calculate matrix elements of arbitrary operators, following the procedure described in [57], we consider a change of the action by adding the following term,

$$S_\lambda = \lambda \int d^4x j(x), \quad (3.4)$$

where $j(x)$ is some operator of interest. The vacuum state is labeled by $|\lambda\rangle$. The 2-point correlation functions are defined as

$$C_\lambda(T) = \langle \lambda | O(T) O^\dagger(0) | \lambda \rangle = \frac{1}{Z_\lambda} \int D\Phi e^{-(S+S_\lambda)} O(T) O^\dagger(0), \quad (3.5)$$

where Φ represents the gauge and fermion fields of the theory, $O(t)$ is an interpolating field for a desired hadron, and Z_λ is the partition function defined by

$$Z_\lambda = \int D\Phi e^{-(S+S_\lambda)}. \quad (3.6)$$

These three objects, $|\lambda\rangle$, C_λ , and Z_λ , become the true QCD vacuum, correlation function, and partition function respectively in the $\lambda \rightarrow 0$ limit. In this formulation, the hadron matrix element of the operator $j(x)$ can be computed through the Feynman-Hellmann theorem as

$$\frac{\partial m_\lambda^{h_n}}{\partial \lambda} \Big|_{\lambda=0} = \int dt' \langle h_n | J(t') | h_n \rangle, \quad (3.7)$$

where $J(t) = \int d^3x j(\vec{x}, t)$ and $|h_n\rangle$ is the n^{th} hadron state with the quantum numbers of $O(t)$ and mass m^{h_n} . In the large Euclidean-time limit, the ground state mass can be approximated by the effective mass

$$m_\lambda^{\text{eff}}(T, \tau) = \frac{1}{\tau} \ln \left(\frac{C_\lambda(T)}{C_\lambda(T + \tau)} \right) \xrightarrow{T \rightarrow \infty} \frac{1}{\tau} \ln(e^{m_\lambda^0 \tau}). \quad (3.8)$$

The derivative of the effective mass can be shown to be

$$\frac{\partial m_\lambda^{\text{eff}}(T, \tau)}{\partial \lambda} \Big|_{\lambda=0} = \frac{1}{\tau} (R(T + \tau) - R(T)), \quad (3.9)$$

where

$$R(t) = \frac{\int dt' \langle \Omega | T \{ O(T) J(t') O^\dagger(0) \} | \Omega \rangle}{C(T)}. \quad (3.10)$$

The contributions to the time ordered matrix element in the numerator of $R(t)$ from the regions where the current is not inserted between the hadron states were shown in [57] to be suppressed for lattices with large time extent N_t in the difference of the two terms which appear in the RHS of Eq. (3.9). At large Euclidean time t , Eq. (3.9) isolates the matrix element of interest up to exponentially small corrections,

$$\frac{\partial m_\lambda^{\text{eff}}(T, \tau)}{\partial \lambda} \Big|_{\lambda=0} = \frac{\langle h^0 | J | h^0 \rangle}{2E_0^h} (1 + Ae^{-\Delta T} + BT e^{-\Delta T} + O(e^{-\Delta' T})). \quad (3.11)$$

where A and B are fit parameters related to the matrix elements of the lowest excited state with mass gap Δ . The last term, $O(e^{-\Delta' T})$ represents the neglected higher state corrections. It should be noted that the higher state effects of this method are significantly smaller than the typical ratio method where excited state effects are of order $O(e^{-\Delta T/2})$.

This method of matrix element extraction has a number of advantages over the more common techniques. First, the summation over the operator insertion time eliminates one of the independent variables of the correlation function. This reduction allows for a clear identification of excited state contamination. Without the summation over operator insertion time, points with several insertion times are required to visually identify a plateau. Furthermore, several source/sink separations are needed to unambiguously determine the ground-state matrix element. A second advantage, demonstrated in [58], is that the matrix element extraction can begin at much earlier times in contrast to what is possible from other calculations, whose excited state effects are much larger. This advantage is particularly important for physical mass calculations where the excited state effects require long time extents in order to be controlled.

3.3 Desired lattice correlation functions

All correlation functions were calculated with randomly determined source points. The correlation functions with smeared source operators and both point and smeared sink operators are constructed and each of these smearings will be performed for 3 different values of the momentum smearing parameter ζ . All of these correlation functions will be simultaneously analyzed to extract the matrix element. The nucleon states were boosted up to a maximum momenta of $p_{\max} = \pi/2a$, except for the ensemble $a127m415L$ in which the maximum momentum was $p_{\max} = 3\pi/8a$. Within these ranges of momenta, the continuum energy dispersion relation is still reasonably satisfied by the lattice calculation within errors as can be seen in Fig 2. The momentum smearing technique is used to allow for more precise access to the high momenta correlation functions.

To calculate the matrix element for the nucleon Ioffe time distribution, the relevant 2-point correlation function is defined by

$$C_2(p, T) = \langle N_p(T) \bar{N}_p(0) \rangle, \quad (3.12)$$

where N_p is a helicity averaged interpolating field of a nucleon with momentum p and T is the Euclidean time separation between the interpolating operators for the nucleon creation and annihilation operators. The quark fields in N_p have all been smeared using Gaussian momentum smearing in order to improve overlap with the boosted ground state. The relevant 3-point correlation function is defined by

$$C_3(p, z, T) = \langle N_p(T) O_{\gamma_4}(z) \bar{N}_p(0) \rangle, \quad (3.13)$$

where $O_{\Gamma}(z) = \bar{\psi}(0) \Gamma W(0; z) \tau_3 \psi(z)$. In this extraction method, the time of this operator insertion is summed over. The flavor isospin Pauli matrix τ_3 is used in order to create the iso-vector quark combination, $u - d$. This step is performed to avoid the potentially costly additional calculation of disconnected diagrams. The effective bare matrix element, $M(z \cdot p, z^2, T)$, is defined by

$$M^{\text{eff}}(p, z, T) = (2E_N)(R(p, z, T+1) - R(p, z, T)), \quad (3.14)$$

where E_N is the nucleon energy and

$$R(p, z, T) = C_3(p, z, T)/C_2(p, T). \quad (3.15)$$

The factor of $2E_N$ in the definition of the bare matrix element will be used to cancel the factor of $2p_4$ in the pseudo-ITD definition from Eq. (2.2), such that the difference of ratios will be an effective bare pseudo-ITD

$$\mathcal{M}^{\text{eff}}(\nu, z^2, T) = (R(p, z, T+1) - R(p, z, T)). \quad (3.16)$$

The separation of the quark fields and the nucleon momentum are both chosen along the \hat{z} axis, $z = z_3$ and $p = p_3$. The bare matrix element is determined through the large time asymptotics of the effective matrix element,

$$\mathcal{M}^0(\nu, z^2) = \lim_{T \rightarrow \infty} \mathcal{M}^{\text{eff}}(\nu, z^2, T). \quad (3.17)$$

As found in [57], the bare matrix element extracted with this method has different excited state effects than in a typical calculation of a three point correlation function. The bare matrix element will have contamination from higher state effects proportional to $e^{-\Delta T}$ and $Te^{-\Delta T}$ where Δ is the energy gap between nucleon's the ground state and the first excited state. These terms will be included in the matrix element fit to control these effects in the low T region.

3.4 Fits and Excited States Effects

The simplest method to extract the reduced pseudo-ITD from the effective matrix element is to analyze the large time limit with a mean value in a region where the effective reduced matrix element has a plateau. These data have plateau regions, especially at low momenta, where this procedure could be performed. A more sophisticated method can be used to take into account the effects from the lowest excited states which would provide a more justified account of the systematic errors. The effective bare matrix element has excited-state contamination of the form

$$\mathcal{M}^{\text{eff}}(\nu, z^2, T) = \mathcal{M}^0(\nu, z^2)(1 + A_p(z^2)e^{-\Delta_p T} + B_p(z^2)Te^{-\Delta_p T}) , \quad (3.18)$$

where $A_p(z^2)$ and $B_p(z^2)$ are the contributions from the matrix elements containing the first excited state and Δ_p is the effective energy gap between the ground state and the first excited state. The coefficients of the excited state term are, in general, correlation function dependent, i.e. different for each set of smearing parameters.

Further simplifications of this functional form are possible to reduce the number of fit parameters. One could adopt the lattice energy dispersion relation to fix Δ_p to Δ_0 removing another parameter. The rest frame energy could be extracted from two point functions prior to the study of the matrix element or left as a fit parameter common to all matrix elements. The latter option, requiring a simultaneous fit of many matrix elements for the sake of fixing a single parameter, may not be too practical. Another choice is to perform the spectroscopy fits on the 2-point functions to find the energy gaps and hold those values fixed in a fit for the coefficients of the exponentials.

In this work, a fit of the data to Eq. (3.18) is used simultaneously for each correlation function, holding the ground state matrix element and effective energy gap fixed. Specifically, a fit is performed on N different effective bare matrix elements with different smearing setups, $\mathcal{M}_j^{\text{eff}}$, to the form

$$\mathcal{M}_j^{\text{eff}}(\nu, z^2, T) = \mathcal{M}^0(\nu, z^2) \left(1 + e^{-\Delta_p T} \left[A_p^{(j)}(z^2) + B_p^{(j)}(z^2)T \right] \right) \quad (3.19)$$

with $2N + 2$ fit parameters where $j = 1 \dots N$ labels the different smearings. The fit parameters will be chosen with a weighted χ^2 minimization which employs a block diagonal covariance matrix, where the covariances between different correlation functions are neglected. Each momentum smearing parameters are only helpful for a certain range of momentum states. The choice of correlation functions used in the fit, as well as the T range of the fit, are varied to minimize the χ^2 per degree of freedom. All statistical errors and covariances are estimated using the jackknife resampling technique. An example of these

fits are plotted in Figs. 3-5. Tabs. 2-6 contain the results of the bare matrix elements and their standard deviations.

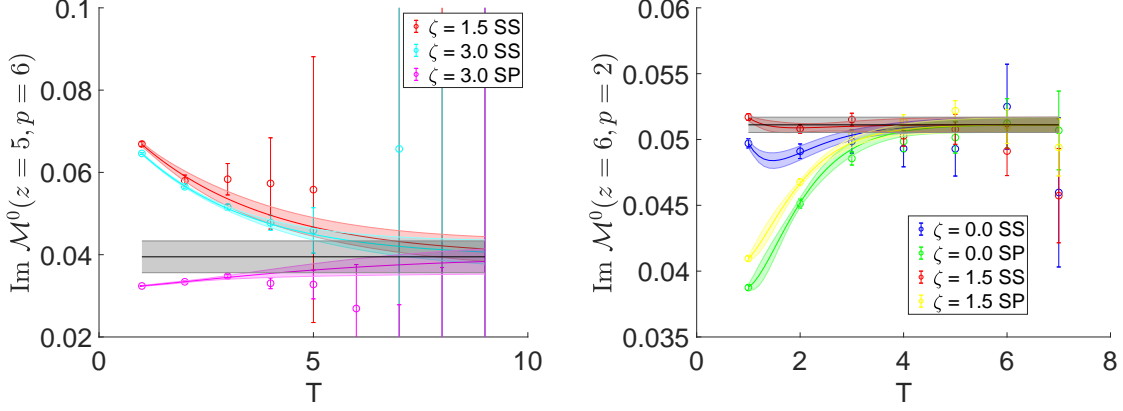


Figure 3. Typical fits of the reduced Ioffe time pseudo-distribution from the ensemble *a127m415*. The left plot corresponds to the imaginary component with $z_3 = 5a$ and $p_3 = 6(2\pi/L)$. The right plot corresponds to the imaginary component with $z_3 = 6a$ and $p_3 = 2(2\pi/L)$. The color points and bands correspond to the different correlation functions used in the fit and the resulting fit respectively. The grey band corresponds to the extracted matrix element.

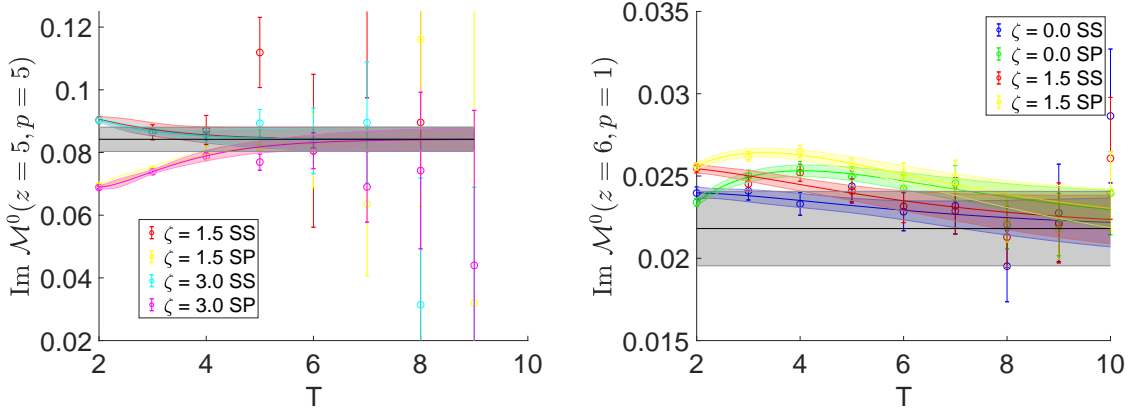


Figure 4. Typical fits of the reduced Ioffe time pseudo-distribution from the ensemble *a127m415L*. The left plot corresponds to the imaginary component with $z_3 = 5a$ and $p_3 = 5(2\pi/L)$. The right plot corresponds to the imaginary component with $z_3 = 6a$ and $p_3 = 1(2\pi/L)$. The color points and bands correspond to the different correlation functions used in the fit and the resulting fit respectively. The grey band corresponds to the extracted matrix element.

3.5 Cancellation of Renormalization Constants

With a lattice regulator (unlike in dimensional regularization), the operator $O_{\text{WL}}(z)$ has a power divergence in $\frac{z}{a}$. The handling of this power divergence in lattice QCD renormalization schemes, such as the popular RI-MOM scheme, and the associated matching

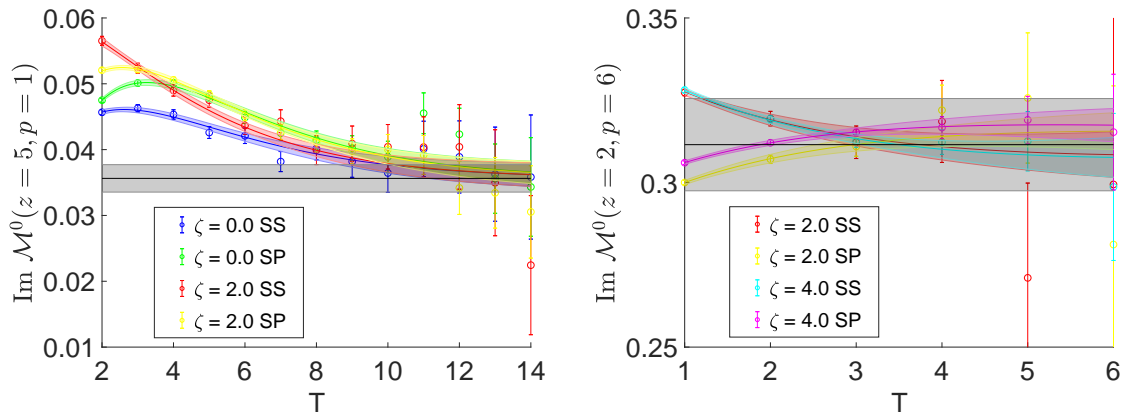


Figure 5. Typical fits of the reduced Ioffe time pseudo-distribution from the ensemble *a094m390*. The left plot corresponds to the real component with $z_3 = 5a$ and $p_3 = 1(2\pi/L)$. The right plot corresponds to the imaginary component with $z_3 = 2a$ and $p_3 = 6(2\pi/L)$. The color points and bands correspond to the different correlation functions used in the fit and the resulting fit respectively. The grey band corresponds to the extracted matrix element.

relationships have generated a large amount of discussion, see [16] for a comparison of methods. In a lattice QCD calculation, renormalization constants require a separate calculation. Alternatively, when possible one can form ratios of matrix elements where the UV divergences cancel. In this spirit, a ratio, which has the same leading order in the OPE as the pseudo-ITD, will be constructed where all renormalization constants cancel.

The local vector current, $M^0(z \cdot p, z^2)|_{z=0}$, where M^0 is the bare matrix element can be used to ensure quark number conservation. In the continuum limit, where the vector current is conserved, this matrix element should be equal to 1. Due to lattice artifacts, the local vector current is not conserved and it possesses an ap dependence, but has a finite renormalization constant. This renormalization constant does have the property $Z_V \rightarrow 1$ in the continuum limit $a \rightarrow 0$. Again the leading order behavior of the OPE for the ratio

$$\mathcal{M}_V^0(\nu, z^2) = \frac{\mathcal{M}^0(\nu, z^2)}{\mathcal{M}^0(\nu, z^2)|_{z=0}}, \quad (3.20)$$

will match the original pseudo-ITD. This ratio still contains the logarithmic and power divergences associated with the Wilson line operator.

The UV divergences of the Wilson line operator will be canceled by forming ratios which have in the denominator the rest frame matrix element $\mathcal{M}_V^0(z \cdot p, z^2)|_{p=0}$. The imaginary component is consistent with zero for all z . The real component results, which are plotted in Fig. 6, has the exponential behavior expected from the non-perturbative effects generated by the Wilson line operator. The low z/a region exhibits a cusp as $z \rightarrow 0$, which is a signal for the power divergence. For the pseudo-ITD, the matching kernel is unity at $\nu = 0$, meaning the rest frame matrix element will be the integral of the PDF, which for the iso-vector flavor quark combination is 1, up to potential higher twist and discretization errors. The leading order behavior of the OPE for this ratio will be the same as for the pseudo-ITD, so that this matrix element satisfies the properties required for the reduced pseudo-ITD.

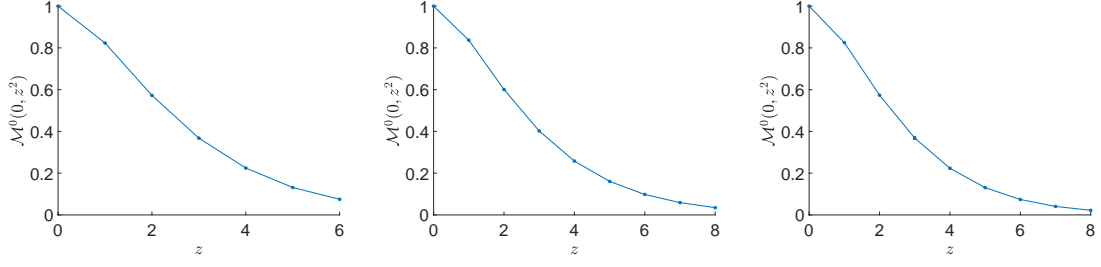


Figure 6. The rest frame distribution $\mathcal{M}_V^0(z \cdot p, z^2)|_{p=0}$. The top left plot is from the ensemble *a127m415*, the bottom plot is from the ensemble *a127m415L*, and the top right plot is from the ensemble *a094m390*. The cusp as $z \rightarrow 0$ is the signal for the power divergences which occur in perturbation theory. The large z limit reveals the exponential nature of the Wilson line renormalization constant.

Finally the reduced matrix element is defined by the double ratio

$$\mathfrak{M}(\nu, z^2) = \left(\frac{\mathcal{M}^0(\nu, z^2)}{\mathcal{M}^0(\nu, 0)|_{z=0}} \right) / \left(\frac{\mathcal{M}^0(0, z^2)|_{p=0}}{\mathcal{M}^0(0, 0)|_{p=0, z=0}} \right). \quad (3.21)$$

This double ratio not only takes care of cancelling the multiplicative renormalization constants. It also has the desired goal of cancelling some $O(z^2)$ higher twist contaminations. This feature was demonstrated in the quenched approximation [45], where at fixed Ioffe time and large z^2 , the reduced pseudo-ITD was independent of z^2 instead of showing a polynomial behavior. The reduced pseudo-ITD is a renormalization scheme independent quantity which can be matched directly to the $\overline{\text{MS}}$ light cone PDF through the OPE-based Eq. (2.15).

The form of this double ratio has an additional advantage of being exactly equal to unity at $\nu = 0$ with no possible higher twist effects and lattice spacing errors. This feature explicitly sets the iso-vector quark PDF sum rule, $\int_0^1 dx (u(x) - d(x)) = 1$. Any error in the sum rule for a PDF determined from this reduced pseudo-ITD must be an artifact of the procedure for calculating the PDF.

3.6 Reduced pseudo-ITD results

In this section we discuss the results that we have obtained for the reduced Ioffe time pseudo-distribution. The real and imaginary components of the ITD, and therefore the continuum reduced pseudo-ITD, can be analyzed separately yielding additional insight to the structure of the hadron. The real (CP even) component describes the valence quark distribution

$$\begin{aligned} \text{Re } Q(\nu, \mu^2) &= \int_0^1 dx \cos(\nu x) (q(x, \mu^2) - \bar{q}(x, \mu^2)) \\ &= \int_0^1 dx \cos(\nu x) q_v(x, \mu^2). \end{aligned} \quad (3.22)$$

The imaginary (CP odd) component describes the sum of the quark and anti-quark distributions

$$\begin{aligned}\text{Im } Q(\nu, \mu^2) &= \int_0^1 dx \sin(\nu x) (q(x, \mu^2) + \bar{q}(x, \mu^2)) \\ &= \int_0^1 dx \sin(\nu x) (q_v(x, \mu^2) + 2\bar{q}(x, \mu^2)).\end{aligned}\tag{3.23}$$

A combined analysis of these two components will allow for isolating the valence quark and sea/anti-quark contributions to the reduced pseudo-ITD.

In Figs. 7 and 8 we show the reduced pseudo-ITD as a function of p_3 and z_3 respectively. The real-component curves all have a Gaussian shape which suggests that the renormalization of the Wilson line was indeed canceled. The curves look similar, but their width decreases with increasing momentum. If, instead, the real-component Ioffe time pseudo-distribution is plotted as a function of the Ioffe time (see Figs. 9 - 11), then the data appear on a more universal curve which is nearly independent of z_3^2 . In the absence of higher twist effects, this feature was to be expected since the perturbative z^2 dependence of $\mathfrak{M}(\nu, z^2)$ only begins at $O(\alpha_s)$.

3.7 Perturbative evolution and matching to $\overline{\text{MS}}$

Even though the data follow a nearly z_3 independent curve, the DGLAP evolution of the PDF dictates a perturbatively calculable dependence on the scale z^2 . Understanding this z^2 dependence is particularly necessary for comparing the data to phenomenological fits which are renormalized and given at a single scale. The $\overline{\text{MS}}$ matching procedures could be performed in a single step by applying the kernel in Eq. (2.13) to each set of data with different z_3 independently. It is also possible to separate the z^2 evolution from the $\overline{\text{MS}}$ matching steps. As long as the steps are of the same order in α_s , the one step and two step matching relationships should result in the exact same final $\overline{\text{MS}}$ ITD, though they may have different systematic errors.

Above a certain length scale, the perturbative evolution of the data ceases and a separation of the ν and z^2 variables appears, up to the neglected higher twist effects which are partly canceled by the ratio. This separation of variables results in a z^2 independence for the reduced pseudo-ITD for large z^2 . For the evolution of the data points in this regime, the initial scale could be treated as the scale when evolution first appeared to stop. In the quenched approximation, this scale was found to be $z^{-1} \lesssim 400$ MeV [45]. This scale is particularly low for using a perturbative evolution, and a non-perturbative evolution method would be preferable. Failing to account for this cessation of perturbative evolution would cause the longest distance points to be evolved away from the universal curve.

In order to perform the convolutions in Eq. (2.13), the reduced pseudo-ITD for constant z^2 are fit to a sixth degree polynomial and subsequently integrated over. The real and imaginary components are fit to the even and odd powers in the polynomial respectively, with three free parameters each

$$\begin{aligned}\text{Re } \mathfrak{M}(\nu) &\sim 1 + c_2\nu^2 + c_4\nu^4 + c_6\nu^6, \\ \text{Im } \mathfrak{M}(\nu) &\sim c_1\nu + c_3\nu^3 + c_5\nu^5.\end{aligned}\tag{3.24}$$

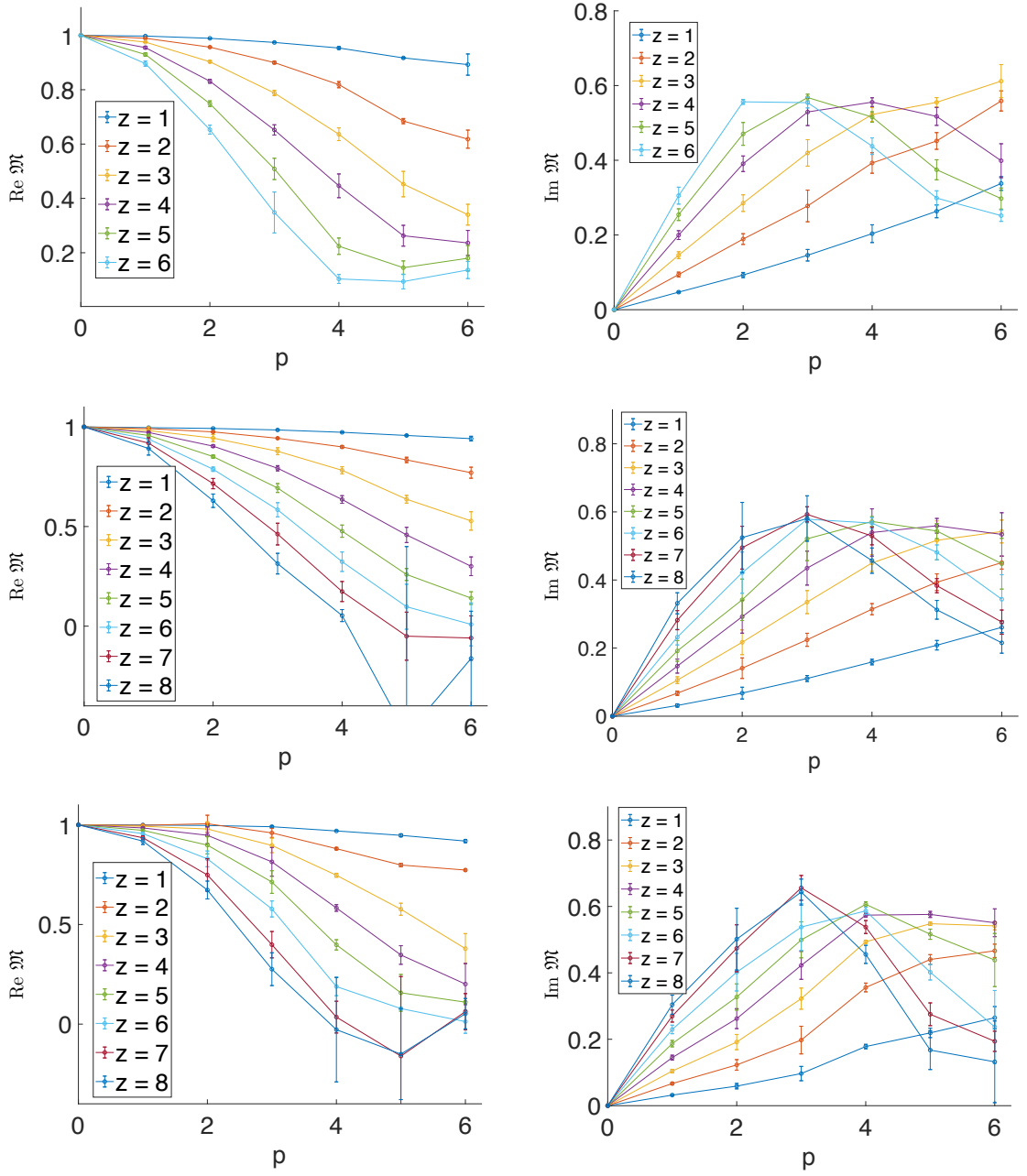


Figure 7. The reduced pseudo-ITD as a function of p . Here the momenta and displacement are labeled in lattice units, $p_3 = 2\pi p/L$ and $z_3 = za$. The left plots are the real component and the right are the imaginary component. The top plots are from the ensemble $a127m415$, the middle plots are from the ensemble $a127m415L$, and the bottom plots are from the ensemble $a094m390$.

In order to test the systematic effects of this choice, the real and imaginary components are also interpolated with a cubic spline. The results of these two integrations are consistent with each other. The convolutions calculated for the different ensembles are shown in Figs 12-14. These convolutions follow the same trends as the model predictions shown

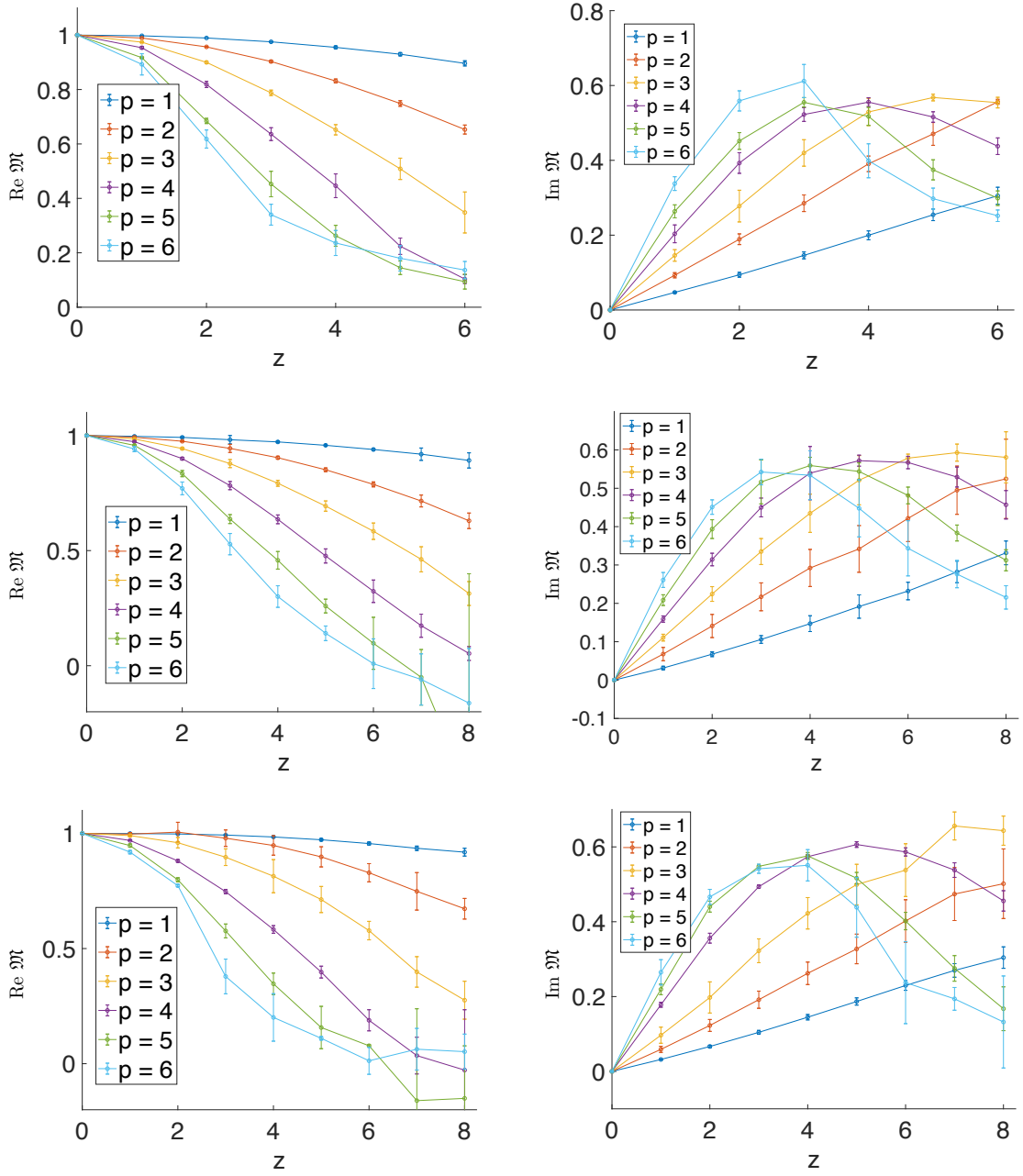


Figure 8. The reduced pseudo-ITD as a function of z . Here the momenta and displacement are labeled in lattice units, $p_3 = 2\pi p/L$ and $z_3 = za$. The left plots are the real component and the right are the imaginary component. The top plots are from the ensemble $a127m415$, the middle plots are from the ensemble $a127m415L$, and the bottom plots are from the ensemble $a094m390$.

in Fig. 1. Fig. 15 shows the reduced pseudo-ITD evolved to $z^{-2} = 4e^{2\gamma_E+1} \text{ GeV}^2$. This particular scale was chosen, so that the reduced pseudo-ITD can be easily matched to the $\overline{\text{MS}}$ ITD at $\mu = 2 \text{ GeV}$. The value of $\alpha_s(2 \text{ GeV}) = 0.303$ was taken from the evolution used by LHAPDF [59] for the dataset `cj15n1o` from the CTEQ-Jefferson Lab collaboration [60].

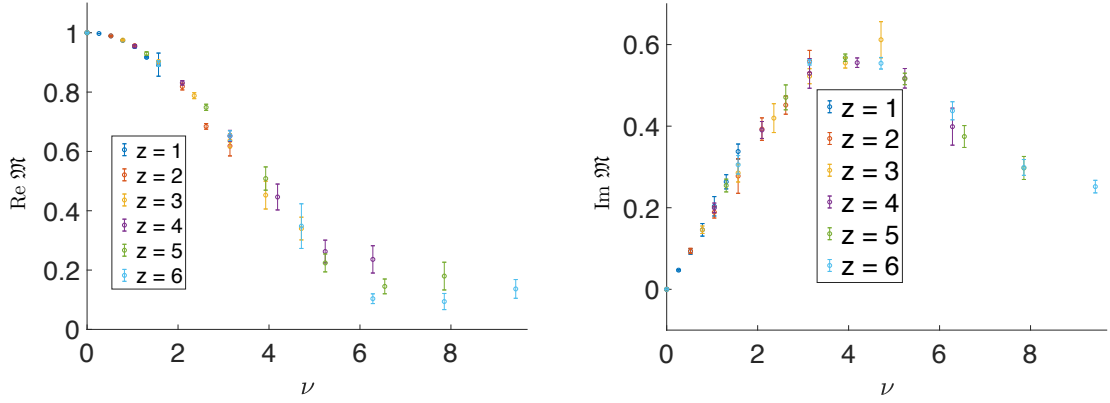


Figure 9. The real and imaginary components of the reduced pseudo-ITD on the ensemble $a127m415$ as a function of ν .

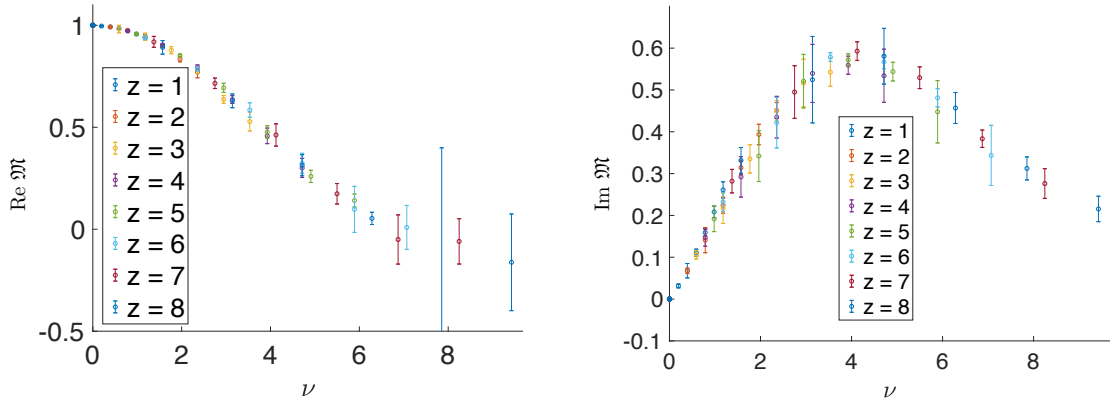


Figure 10. The real and imaginary components of the reduced pseudo-ITD on the ensemble $a127m415L$ as a function of ν .

There are two ways in which these convolutions can be used to evolve and match the reduced pseudo-ITD to the $\overline{\text{MS}}$ ITD. The most straightforward is a direct inversion of Eq. (2.15) for data with different z^2 independently. An alternative, but equivalent, approach is to perform the z^2 evolution of the reduced pseudo-ITD, for each z^2 independently, using Eq.(2.9) to the scale $z_0^2 = e^{-2\gamma_E - 1} \mu^{-2}$. With all the data evolved to this common scale, Eq. (??) can be applied to match the pseudo-ITD to the $\overline{\text{MS}}$ ITD for the data originating with all z^2 simultaneously. The convolutions with L are performed by fitting the evolved reduced pseudo-ITD to the same polynomials as before in Eq. (3.24). The common scale was chosen such that the scale dependent logarithm in Eq. (??) vanishes when matching to the $\overline{\text{MS}}$ ITD for a particular μ .

In this work, the scale $\mu = 2 \text{ GeV}$ was chosen. The evolved reduced pseudo-ITD and the matched $\overline{\text{MS}}$ ITD are shown in Fig 15. It has been tested that the evolution and matching procedure performed in a single step or being performed in two steps result in a consistent $\overline{\text{MS}}$ ITD. For the remainder of this work, only the one step matching results will be used.

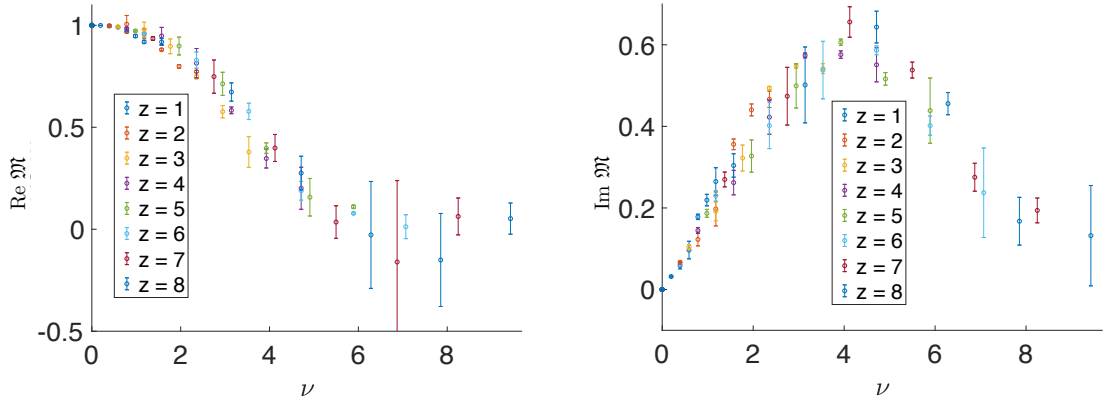


Figure 11. The real and imaginary components of the reduced pseudo-ITD on the ensemble $a094m390$ as a function of ν .

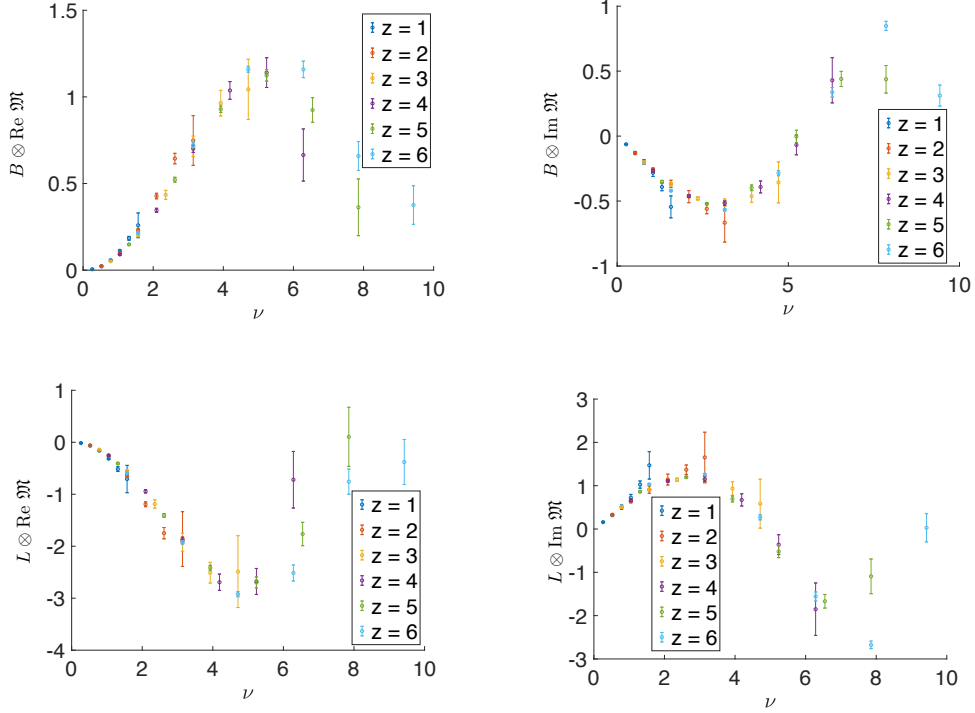


Figure 12. The convolutions required for the evolution and matching of the reduced pseudo-ITD to the $\overline{\text{MS}}$ ITD on the ensemble $a127m415$. The reduced pseudo-ITD was interpolated by fitting a polynomial.

4 PDF extraction

Due to the restrictions in allowed quark-field separations and momentum states on the lattice, the data lay discretized on an interval of ν different than the full Brillouin zone. These issues make the extraction of the PDF from Eqs. (3.22) and (3.23) given lattice data

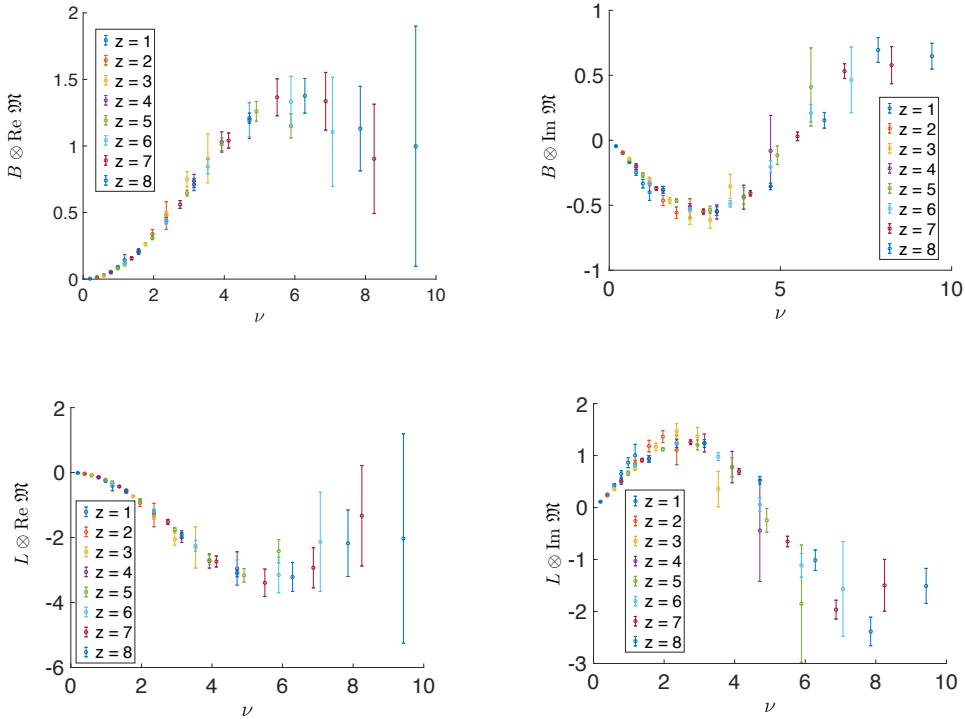


Figure 13. The convolutions required for the evolution and matching of the reduced pseudo-ITD to the $\overline{\text{MS}}$ ITD on the ensemble $a127m415L$. The reduced pseudo-ITD was interpolated by fitting a polynomial.

an ill-posed inverse problem. In order to reliably extract a PDF from the lattice data, one will have to provide additional information. What information and how it is applied constitute different solutions to the inverse problem, a few of which were studied for use in PDF calculations in [20, 44, 61].

4.1 Moments of PDF and pseudo-PDF

Information about the PDF can still be determined from the reduced pseudo-ITD without directly performing the Fourier transform. The moments of the pseudo-PDF can be used to calculate PDF moments while avoiding entirely the inverse problem [38]. A discretized version of the relationship in Eq. (2.16) between the moments of the pseudo-PDF and the reduced pseudo-ITD data can be written in the matrix form

$$\mathfrak{M} = \mathbf{C}\mathbf{b}, \quad (4.1)$$

where \mathfrak{M} is a vector of N data points, \mathbf{C} is known as the Vandermonde matrix in ν , and \mathbf{b} is a vector of M moments weighted by the factor of $i^n/n!$ mentioned in Eq. (2.16). The Vandermonde matrix is an $N \times M$ matrix of the form $\mathbf{C}_{in} = \nu_i^n$ where ν_i is the Ioffe time for the i -th data point in \mathfrak{M} . This relationship can also be split into a real and imaginary components which only contain even and odd powers of ν and result in even and

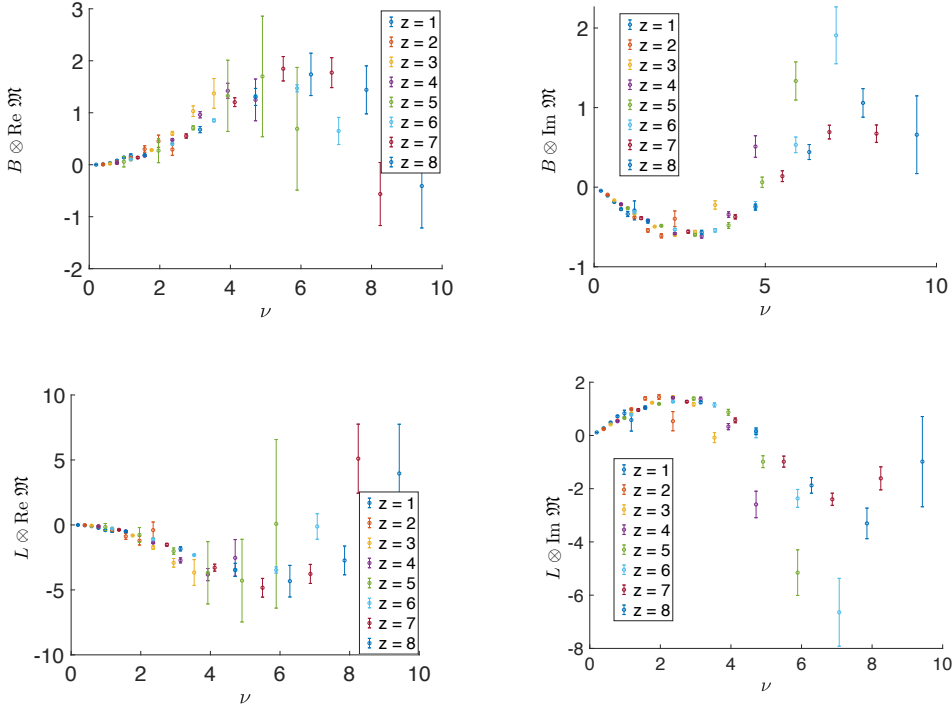


Figure 14. The convolutions required for the evolution and matching of the reduced pseudo-ITD to the $\overline{\text{MS}}$ ITD on the ensemble *a094m390*. The reduced pseudo-ITD was interpolated by fitting a polynomial.

odd moments of the pseudo-PDF respectively. This equation is inverted for points with a fixed z^2 . The results of the first and second moments of the pseudo-PDF as well as the matched PDF moments are shown in Fig 16. As described in Sec. 2.4, the moments of the pseudo-PDF can then be matched to the $\overline{\text{MS}}$ moments.

At small separations, the moments of the pseudo-PDF have small dependence on z^2 . After the application of the DGLAP evolution and matching relationships from Eq. (2.20), any residual z^2 dependence of the moments of the PDF, which would be caused by higher twist contaminations, appears negligible. Fig 16 has a comparison of this calculation of the pseudo-PDF and $\overline{\text{MS}}$ PDF moments and those calculated from various global fits. As is the case in the direct calculation of the local matrix element [62], the PDF moments at heavy pion mass are systematically higher than the phenomenologically determined result.

In principle, one can also use this technique to extract the higher moments. This procedure has been tested on the next two higher moments. Only the results with the largest few z^2 had statistical errors comparable to the lower moments. The range of Ioffe time for those large z data points had been sufficiently large to determine the second variable in the Taylor expansion in Eq. (3.24) with reasonable statistical precision. Since these data potentially have significant higher twist corrections, these results should be considered questionable. The small z data points appear almost entirely described by including only

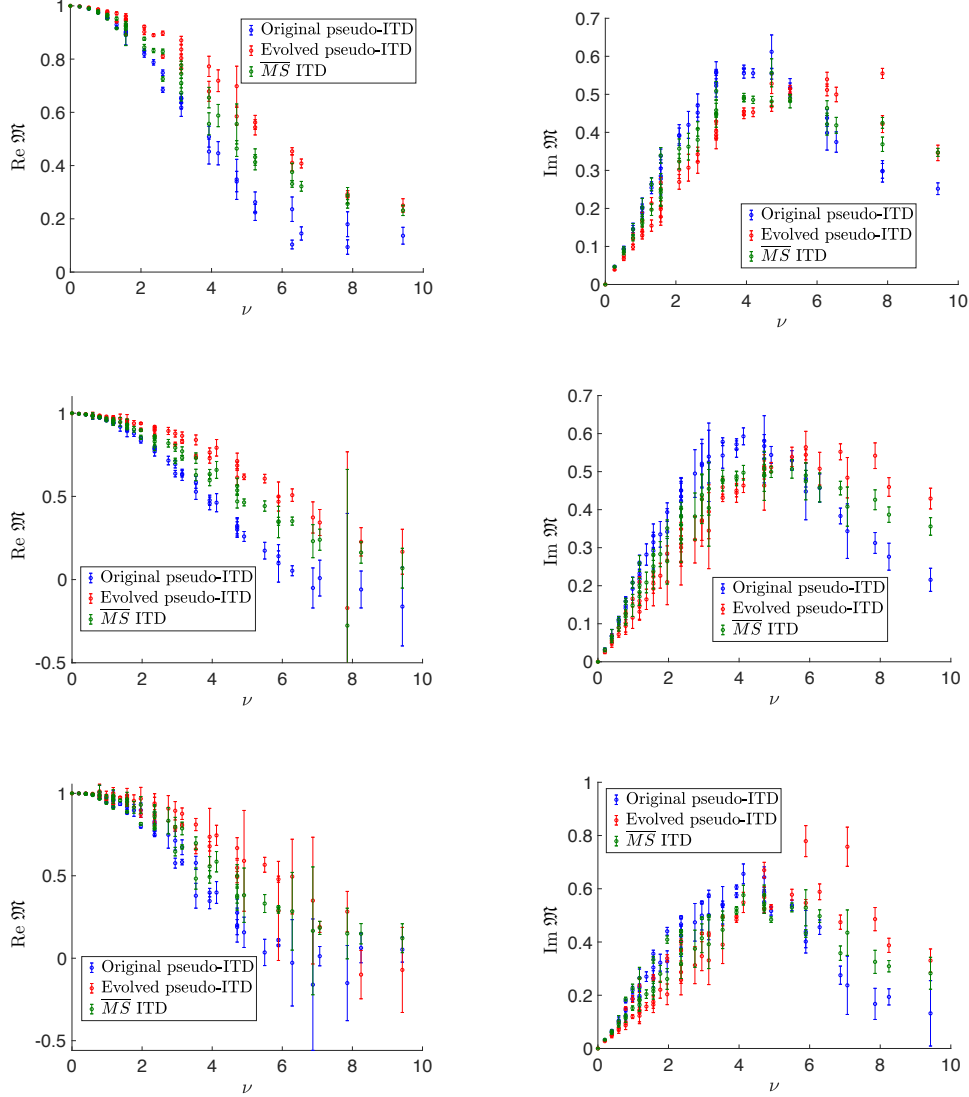


Figure 15. The evolution and matching of the pseudo-ITD to the $\overline{\text{MS}}$ ITD. The left and right plots show the real and imaginary components respectively. The top plots are from ensemble $a127m415$, the middle plots are from ensemble $a127m415L$, and the lower plots are from ensemble $a094m390$.

the terms proportional to c_1 and c_2 . Further studies on finer lattice spacings will be required to extend the range of Ioffe time for low z data in order to constrain the higher moments and confirm the lack of higher twist contamination which was observed in the lower moments.

Reconstructing the PDF from its moments in itself is an inverse problem. Instead of inverting a Fourier transform, like most of the procedures discussed in this chapter, this problem is the inversion of a Mellin transform. The PDF can be parameterized by some function such as the PDF Ansatz in Eq. (4.2) or the moments can be parameterized by some function with a known inverse Mellin transform as was suggested in [19]. In this work, with

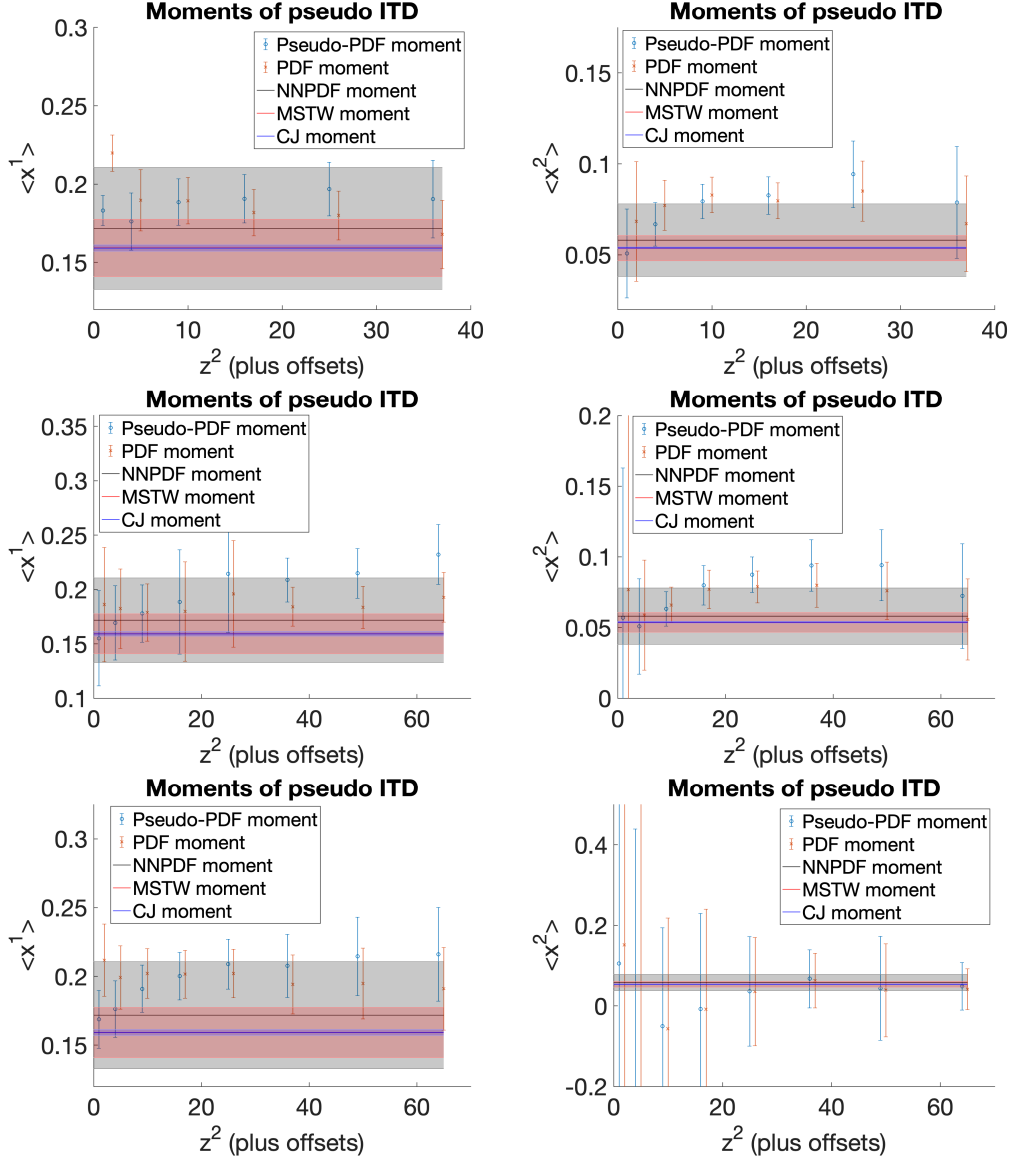


Figure 16. The moments of the pseudo-PDF compared to phenomenologically determined PDF moments from the NLO global fit CJ15nlo [60], and the NNLO global fits MSTW2008nnlo68cl_nf4 [63] and NNPDF31_nnlo_pch_as_0118_mc_164 [64] all evolved to 2 GeV. The top, middle, and bottom plots are from the ensembles $a127m415$, $a127m415L$ and $a094m390$ respectively. The left and right columns show the first and second moments respectively. Only the lowest two moments have signal for most z . The higher moments only have signal for the largest z where the maximum Ioffe time used allows for identifying more than the leading behavior in the Taylor expansion.

at best two moments being constrained, there is not much hope for actually performing a reliable fit to any of these functional forms.

The determination of moments of the pseudo-PDF is a useful calculation while studying these Ioffe time distributions. The inversion of the Fourier transform is an ill-defined

problem which comes along with many complications and the moments of the pseudo-PDF allow for a quick sanity check that the data contain reasonable information. The residual z^2 dependence of the $\overline{\text{MS}}$ moments, derived from moments of the pseudo-PDF, is a non-trivial check of the size of higher twist effects. The lack of any statistically meaningful z^2 dependence in the $\overline{\text{MS}}$ moments calculated on these ensembles can be used to justify the validity of using the data with all z^2 in the following PDF extractions.

4.2 PDF fits

All solutions to the ill posed inverse problem require adding additional information to constrain a unique solution for the unknown function. In the global PDF fitting community, the most common choice for solving the inverse problem is to choose a physically motivated functional form for the PDF. By choosing a PDF parameterization with fewer parameters than existing data points, the inverse problem is regulated. This model Ansatz can be designed to explicitly show some limiting behaviors, physically motivated features, and satisfy some possible constraints. The better motivated the information used to create the Ansatz the more successful this technique will be, but any particular choice will introduce a model-dependent bias into the final result. The ill-posed inverse problem does not have a unique solution, and ultimately some bias must be introduced into the PDF determination. Ideally, several different parameterizations would be checked and compared, and in effect this cross checking has occurred amongst the several phenomenological PDF fits employed, each with different choices of models.

It is known that the PDF can be reasonably well described simply by the following expression that parameterizes its limiting behaviors,

$$f(x) = \frac{x^a(1-x)^b}{B(a+1, b+1)}, \quad (4.2)$$

where $B(x, y)$ is the Beta function. To add more generality, the phenomenological PDFs are fit to a more flexible functional form,

$$f(x) = x^a(1-x)^b P(x), \quad (4.3)$$

where $P(x)$ is a yet to be specified interpolating function with more model parameters. There exist well known features of PDFs, such as vanishing as $x \rightarrow 1$, diverging as $x \rightarrow 0$, and the constraints of the PDF sum rules. The limiting behaviors can be seen through the signs of the model parameters a and b in Eq. (4.3) and the normalization can be fixed to satisfy the sum rules. By separating these features, $P(x)$ is allowed to be a smoother and slower varying function which is easier to determine. One choice of $P(x)$ for the valence quark PDF employed by the CJ [60] and the MSTW collaborations [63] is given by

$$P(x) = \frac{1 + c\sqrt{x} + dx}{B(a+1, b+1) + cB(a+1.5, b+1) + dB(a+2, b+1)}. \quad (4.4)$$

This functional form explicitly sets the PDF's sum rule and allows all moments to be directly calculated as a ratio of sums of Beta functions.

The statistical errors will be obtained with the jackknife resampling technique. In the dynamical quark ITDs, there does not appear to be a strong dependence on the initial separation z with which the data point had been calculated. This z^2 independence indicates that large polynomial z^2 corrections do not appear exist. Therefore we can fit all z^2 separations simultaneously.

Fig. 17- 19 shows the results of fitting the ITD to the functional formed used by the CJ and MSTW collaborations. If the variance of the fit result at large values of the Ioffe time, where there is lack of data, the more the PDF result tends to have large oscillatory errors. It will be seen in other functional forms when the variance grows significantly at large Ioffe times, the PDF will contain oscillatory solutions which generate large errors. In these functional forms, the large Ioffe time behavior of the PDF is largely governed by the low x parameter a . The large Ioffe time behavior of the ITD from the model in Eq. (4.2) is given by

$$Q(\nu) \sim -\sin\left(\frac{\pi}{2}a\right) \frac{\Gamma(a+1)}{\nu^{a+1}} + b \cos\left(\frac{\pi}{2}a\right) \frac{\Gamma(a+2)}{\nu^{a+2}}. \quad (4.5)$$

The PDF must have a finite integral for the sum rules to be enforced. This feature restricts the power of the $x \rightarrow 0$ divergence to $a > -1$ and this ITD must vanish in the limit $\nu \rightarrow \infty$. All of the polynomials tried above, will only add terms which force the ITD to converge to 0 more rapidly. Any of these fit solutions which does not eventually converge to 0 should be rejected, because it cannot have a finite integral and violates the sum rule.

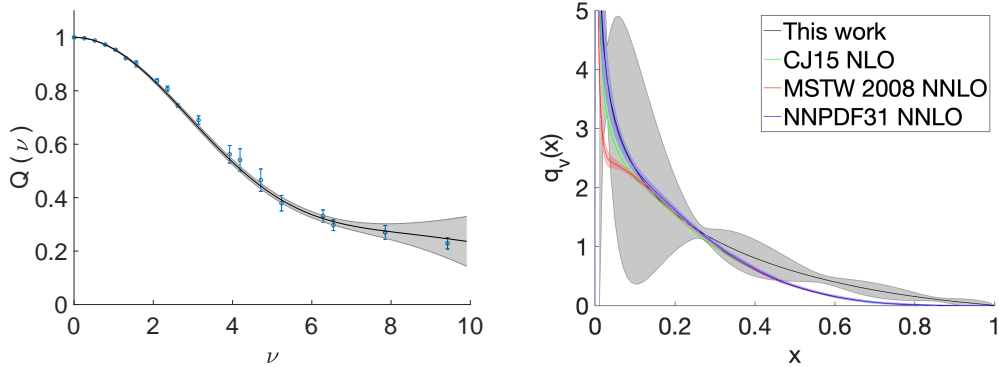


Figure 17. The nucleon valence distribution obtained from the ensemble $a127m415$ fit to the form used by the JAM collaboration in Eq. (4.4). The $\chi^2/\text{d.o.f.}$ for the fit with all the data is 2.5(1.5). The uncertainty band is obtained from the fits to the Jackknife samples of the data. The resulting fits are compared to phenomenologically determined PDF moments from the NLO global fit CJ15nlo [60], and the NNLO global fits MSTW2008nnlo68cl_nf4 [63] and NNPDF31_nnlo_pch_as_0118_mc_164 [64] all evolved to 2 GeV.

4.3 Continuum extrapolation

Previous publications of quasi-PDFs and pseudo-PDFs from lattice QCD have only been performed with one lattice spacing at a time. With results from these two lattice spacings, an extrapolation to the continuum can be performed, albeit a little naïvely. Though the action is $O(a)$ improved, the quark bilinear operator $\bar{\psi}(0)\gamma^\alpha W(0;z)\psi(z)$ is not; therefore,

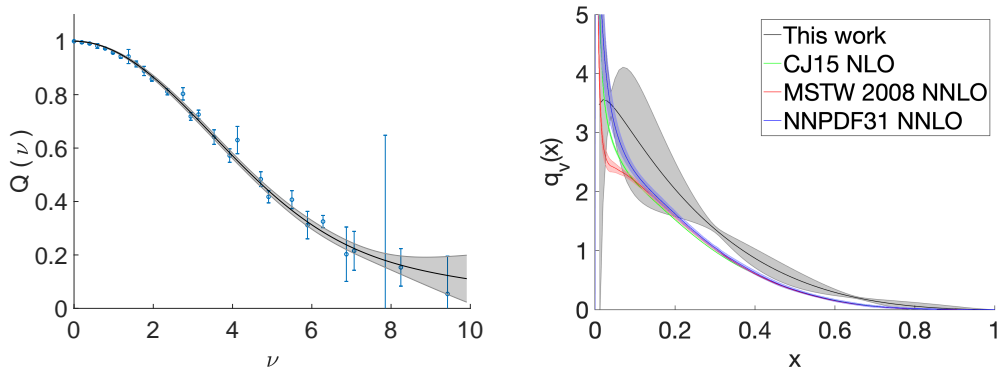


Figure 18. The nucleon valence distribution obtained from the ensemble $a127m415L$ fit to the form used by the JAM collaboration in Eq. (4.4). The $\chi^2/\text{d.o.f.}$ for the fit with all the data is 2.1(6). The uncertainty band is obtained from the fits to the Jackknife samples of the data. The resulting fits are compared to phenomenologically determined PDF moments from the NLO global fit CJ15nlo [60], and the NNLO global fits MSTW2008nnlo68cl_nf4 [63] and NNPDF31_nnlo_pch_as_0118_mc_164 [64] all evolved to 2 GeV.

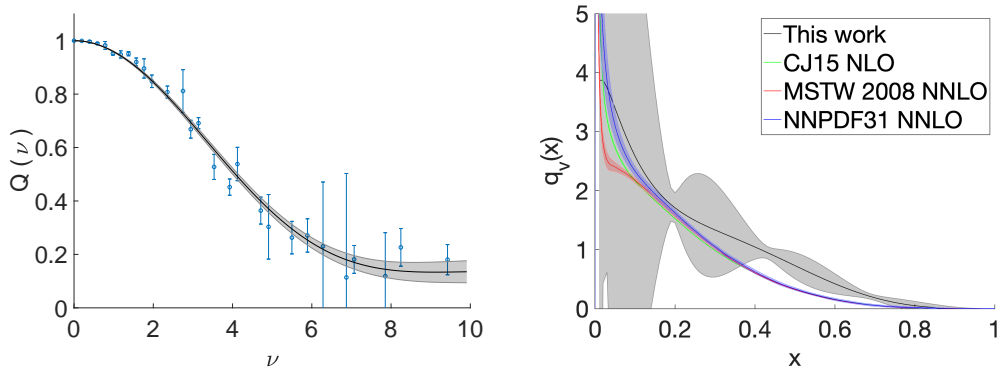


Figure 19. The nucleon valence distribution obtained from the ensemble $a094m390$ fit to the form used by the JAM collaboration in Eq. (4.4). The $\chi^2/\text{d.o.f.}$ for the fit with all the data is 2.0(5). The uncertainty band is obtained from the fits to the Jackknife samples of the data. The resulting fits are compared to phenomenologically determined PDF moments from the NLO global fit CJ15nlo [60], and the NNLO global fits MSTW2008nnlo68cl_nf4 [63] and NNPDF31_nnlo_pch_as_0118_mc_164 [64] all evolved to 2 GeV.

$O(a)$ effects are still possible. With two lattice spacings, it is not actually possible to extrapolate a quadratic form in a . If one is cavalier, it could be supposed that $O(a)$ effects may have been significantly reduced or even canceled in the ratios for the reduced matrix elements. This feature is almost certainly true for the low ν region where the normalization explicitly fixes the value to 1. This hope is further supported by the fact that the results from both lattice spacings are statistically consistent with each other in this region.

In order to study the discretization effects, the real component of the reduced pseudo-ITD calculated on ensembles $a094m400$ and $a127m440$, which are of approximately the

same spatial extent, are fit to a polynomial expansion

$$\mathfrak{M}(\nu) = 1 + a\nu^2 + b\nu^4 + c\nu^6 + d\nu^8. \quad (4.6)$$

For this fit, the data with a the same Ioffe time are averaged and the z^2 dependence is neglected.

Due to the discretization of the allowed nucleon momentum p , the evolved reduced pseudo-ITD $\mathfrak{M}(\nu)$ is calculated for a different set of ν on configurations with different lattice lengths L , and therefore some ν are in common between both ensembles but far from all of them. The results of these fits as well as the extrapolation to the continuum limit are shown in Fig. 20. The discretization effects are assumed to have the form

$$\mathfrak{M}(\nu, a)_{\text{Latt}} = \mathfrak{M}(\nu)_{\text{Cont}} + c_n(\nu)a^n, \quad (4.7)$$

where $n = 1, 2$. The discrepancy between the two lattice spacings is small at low ν , but becomes significant at large values of ν . The low ν source of discretization errors would come from effects proportional to powers of a/z , but their size are restricted by the normalization of the reduced pseudo-ITD. On the other hand, large ν discretization errors are proportional to powers of ap which are not constrained in any way. The size of the coefficient $c_a(\nu)$ is shown in Fig. 20 for errors proportional to $O(a)$ and $O(a^2)$.

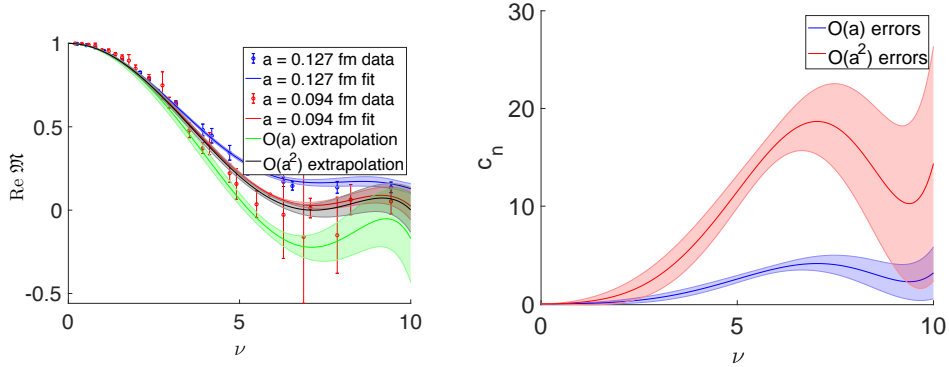


Figure 20. On the left is the reduced pseudo-ITD calculated from two lattice spacings and extrapolated to the continuum assuming either $O(a)$ or $O(a^2)$ errors. On the right is the coefficient of the discretization errors from Eq. (4.7) shown for either $O(a)$ or $O(a^2)$ errors. The size of the discretization errors is small at low ν due to the normalization of the ITD.

The discretization errors appear to raise the lattice results at these fairly coarse lattice spacing. For obtaining results in the critical large Ioffe time region, finer lattice spacings will be required, both due to the discretization effects but also to produce more data in this region from the higher maximum momentum. This increase in momentum should be done carefully. The discrepancies at large ν can only be explained by large momentum $O(ap)$ effects not short separation $O(\frac{a}{z})$ effects.

4.4 Finite Volume effects

A potential pitfall in the study of PDFs in numerical Lattice QCD arises from the non local operators used in these studies. Numerical Lattice QCD requires a finite volume to be used,

whose effect on local matrix elements typically is exponentially suppressed as

$$M_{\text{Inf}} = M_{\text{Latt}} + C_L e^{-mL}, \quad (4.8)$$

where L is the length of the lattice and m is the mass of the lightest particle with the appropriate quantum numbers. This effect can be thought of as coming from a particle traveling from the operator across the boundary and back to the operator. Generally, the lightest such particle, in QCD simulations with dynamical quarks, is a pion and lattices are designed to make $m_\pi L$ to be sufficiently large so that these effects are small. This picture for local matrix elements is modified by the finite size of the operator. In the case of a non local operator of size z , the light particle does not have to travel the full distance L to return to the operator, but instead it must travel $L - z$

$$\mathfrak{M}_{\text{Inf}} = \mathfrak{M}_{\text{Latt}} + C_L(\nu) e^{-m(L-z)}. \quad (4.9)$$

The case of a two current operator has been studied for a model of scalar “pions” and “nucleons” in [65]. This operator, $O(z) = J(z)J(0)$ has a periodic behavior under shifts of the lattice size

$$O(z) = O(z + L). \quad (4.10)$$

This periodicity drives the significant finite volume effects observed in [65], particularly for distances such as $z \gtrsim L/2$. It is also possible that C_L should be augmented by powers of $(L - z)$ as was found in [65]. For simplicity, in the following, these unknown powers will be neglected.

The Wilson line operator defining the pseudo-ITD does not have this same periodic feature, but finite volume effects can still be significant. The two ensembles with lattice spacing $a = 0.127$ fm, $a127m415$ and $a127m415L$ have volumes of approximately 3 fm and 4.5 fm respectively. Just as was done when studying lattice spacing effects, the reduced pseudo-ITD is fit to the form in Eq. (4.6). In Fig. 21, the reduced pseudo-ITD calculated on both ensembles are compared. There appears only a slight sign of deviation for the results on these two volumes from the data, but the fits to the polynomial expression show clear deviations. The finite volume effects do appear to be small particularly at small Ioffe time and the difference between the fit results are shown in Fig 21. These differences are largest in the large Ioffe time region, $\nu \gtrsim 5$, where the data originated from large z and the matrix elements are the least precise. The largest z used on either of these lattices was $L/4$. With these heavy pion masses, the product $m_\pi L$ is fairly large for a lattice calculation. One needs to keep in mind when performing a lighter pion mass calculation that the significance of finite volume effects should be checked.

5 Conclusions

In this work we presented a detailed and systematic analysis of the extraction of nucleon PDFs based on the formalism of pseudo-PDFs. We have employed lattice ensembles with $N_f = 2 + 1$ Wilson-clover fermions with stout smearing and tree-level tadpole improved Symanzik gauge action with two values of the lattice spacing namely $a=0.127$ fm and

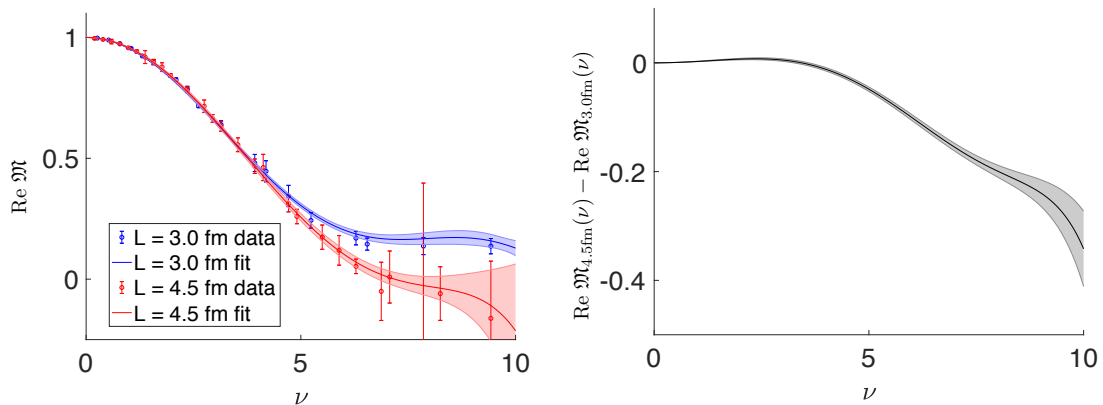


Figure 21. The real components of the reduced pseudo-ITD from the ensembles $a127m415$ and $a127m415L$ with volumes of approximately 3 fm and 4.5 fm respectively. There appear to be slight finite volume effects whose difference is plotted on the right.

$a=0.094\text{fm}$. While two values of the lattice spacing are not sufficient for a stringent control of the continuum extrapolation, they do provide us with a lot of information regarding the size of discretization errors for our formalism. In future studies, more lattice spacings should be used for a more robust extrapolation to the continuum limit as well as studying the functional forms used to interpolate the ν dependence. Moreover, since toy model calculations of PDFs employing formalisms that are based on spatially nonlocal operators could potentially suffer from enhanced finite volume effects [65] we have also addressed two different physical volumes for the case of the coarser lattice spacings. Our studies did reveal the presence of slight finite volume effects for the values of the parameters that we investigated. Just as with the lattice spacing analysis, the dependence of this discrepancy on the functional form used in the interpolation of ν should be studied in future work as well as including more volumes.

The authors of [16] stressed the necessity of controlling the contamination from excited states which becomes an increasing concern as one approaches the limit of the physical pion mass. In this respect we discussed in detail how our method for the extraction of the matrix element possesses a number of advantages compared to the commonly utilized sequential source technique. As was shown in [58], the matrix element extraction based on the Feynman-Hellman theorem can begin at much earlier times and this is very advantageous for simulations with physical pion mass. Additionally, we have also employed the method of momentum smearing which has proven to substantially improve the overlap of the interpolating fields with the boosted hadron ground state.

Beyond the extraction of the x -dependence of the PDF we also perform the extraction of the lowest two moments of the PDF and we compare to the pertinent phenomenological determinations from CJ 15, NNPDF and MSTW collaborations. Our results, lie above the results of CJ 15 and MSTW, as expected, due to the relatively heavy masses of our pions but agree within errors with NNPDF due to the larger error bars of the latter. As was analyzed in detail in [30] the complementary synergies between the communities of global

fits and Lattice QCD would be very fruitful in the forthcoming years. In the latter article different scenarios of lattice data included in the global fits analyses were presented. In all cases, the conclusion was that a close collaboration of the two communities is necessary in order to achieve the best possible PDF extraction.

In this work despite the relatively heavy pions we have addressed many of the pertinent systematics of the extraction of light cone PDFs with the method of pseudo-PDFs. Our studies have shown that the lattice community as the time goes by can have under better control all systematics of these calculations and steady progress is being made. In our forthcoming studies we plan to employ lattice ensembles which have pion masses at the physical pion mass and consider also the pion PDF besides that of the nucleon.

6 Acknowledgements

AR thanks V. Braun, X. Ji, J. Qiu and Y. Zhao for discussions and comments. SZ thanks K. Cichy for useful discussions. This work is supported by Jefferson Science Associates, LLC under U.S. DOE Contract #DE-AC05-06OR23177. KO was supported in part by U.S. DOE grant #DE-FG02-04ER41302, and in part by STFC consolidated grant ST/P000681/1, and acknowledges the hospitality from DAMTP and Clare Hall at Cambridge University. AR was supported in part by U.S. DOE Grant #DE-FG02-97ER41028. SZ acknowledges support by the DFG Collaborative Research Centre SFB 1225 (ISOQUANT). J.K. was supported in part by the U.S. Department of Energy under contract DE-FG02-04ER41302 and Department of Energy Office of Science Graduate Student Research fellowships, through the U.S. Department of Energy, Office of Science, Office of Workforce Development for Teachers and Scientists, Office of Science Graduate Student Research (SCGSR) program. The authors gratefully acknowledge the computing time granted by the John von Neumann Institute for Computing (NIC) and provided on the supercomputer JURECA at Jülich Supercomputing Centre (JSC) [66]. This work was performed in part using computing facilities at the College of William and Mary which were provided by contributions from the National Science Foundation (MRI grant PHY-1626177), the Commonwealth of Virginia Equipment Trust Fund and the Office of Naval Research. In addition, this work used resources at NERSC, a DOE Office of Science User Facility supported by the Office of Science of the U.S. Department of Energy under Contract #DE-AC02-05CH11231, as well as resources of the Oak Ridge Leadership Computing Facility at the Oak Ridge National Laboratory, which is supported by the Office of Science of the U.S. Department of Energy under Contract No. #DE-AC05-00OR22725.

$z(a)$	$p(2\pi/L)$	ν	$\text{Re } \mathcal{M}^0 \pm \Delta \text{ Re } \mathcal{M}^0$	$\text{Im } \mathcal{M}^0 \pm \Delta \text{ Im } \mathcal{M}^0$
0	0	0	1.251(6)	0(0)
1	0	0	1.030(5)	0(0)
2	0	0	0.716(4)	0(0)
3	0	0	0.4600(26)	0(0)
4	0	0	0.2808(24)	0(0)
5	0	0	0.1644(15)	0(0)
6	0	0	0.0935(10)	0(0)
0	1	0	1.245(7)	0(0)
1	1	0.261799	1.023(5)	0.0482(21)
2	1	0.523599	0.706(4)	0.067(5)
3	1	0.785398	0.4468(26)	0.067(4)
4	1	1.047198	0.2671(18)	0.056(3)
5	1	1.308997	0.1522(14)	0.0417(27)
6	1	1.570796	0.0835(11)	0.0284(22)
0	2	0	1.228(7)	0(0)
1	2	0.523599	1.001(6)	0.094(7)
2	2	1.047198	0.673(5)	0.133(10)
3	2	1.570796	0.408(4)	0.129(10)
4	2	2.094395	0.2293(26)	0.108(6)
5	2	2.617994	0.1209(20)	0.076(5)
6	2	3.141593	0.0600(16)	0.0511(6)
0	3	0	1.196(9)	0(0)
1	3	0.785398	0.960(8)	0.144(15)
2	3	1.570796	0.616(7)	0.190(29)
3	3	2.356194	0.347(6)	0.185(16)
4	3	3.141593	0.175(6)	0.142(10)
5	3	3.926991	0.080(6)	0.0893(15)
6	3	4.712389	0.031(7)	0.0496(13)
0	4	0	1.149(12)	0(0)
1	4	1.047198	0.902(11)	0.193(23)
2	4	2.094395	0.539(11)	0.258(19)
3	4	3.141593	0.269(11)	0.221(8)
4	4	4.188790	0.115(12)	0.143(3)
5	4	5.235988	0.034(5)	0.0779(22)
6	4	6.283185	0.0089(14)	0.0376(20)
0	5	0	1.123(5)	0(0)
1	5	1.308997	0.848(5)	0.244(16)
2	5	2.617994	0.440(7)	0.290(14)
3	5	3.926991	0.187(19)	0.229(5)
4	5	5.235988	0.066(10)	0.130(6)
5	5	6.544985	0.021(4)	0.055(4)
6	5	7.853982	0.0079(23)	0.0251(17)
0	6	0	1.01(5)	0(0)
1	6	1.570796	0.742(4)	0.281(13)
2	6	3.141593	0.357(21)	0.323(8)
3	6	4.712389	0.126(15)	0.227(16)
4	6	6.283185	0.054(11)	0.090(11)
5	6	7.853982	0.024(6)	0.039(4)
6	6	9.424778	0.0103(24)	0.0190(9)

Table 2. The bare matrix elements and their standard deviations from ensemble $a127m415$. The imaginary component is assumed to be 0 for $\nu = 0$.

$z(a)$	$p(2\pi/L)$	ν	$\text{Re } \mathcal{M}^0 \pm \Delta \text{ Re } \mathcal{M}^0$	$\text{Im } \mathcal{M}^0 \pm \Delta \text{ Im } \mathcal{M}^0$
0	0	0	1.272(15)	0(0)
1	0	0	1.050(12)	0(0)
2	0	0	0.730(8)	0(0)
3	0	0	0.468(9)	0(0)
4	0	0	0.284(3)	0(0)
5	0	0	0.1663(21)	0(0)
6	0	0	0.0941(15)	0(0)
7	0	0	0.0519(19)	0(0)
8	0	0	0.0281(16)	0(0)
0	1	0	1.270(13)	0(0)
1	1	0.261799	1.044(11)	0.033(5)
2	1	0.523599	0.722(8)	0.049(5)
3	1	0.785398	0.459(5)	0.049(5)
4	1	1.047198	0.276(3)	0.042(6)
5	1	1.308997	0.1589(21)	0.032(5)
6	1	1.570796	0.0882(14)	0.0218(23)
7	1	1.832596	0.048(10)	0.0146(15)
8	1	2.094395	0.0250(7)	0.0093(10)
0	2	0	1.263(14)	0(0)
1	2	0.523599	1.034(12)	0.0710(18)
2	2	1.047198	0.706(8)	0.102(22)
3	2	1.570796	0.439(6)	0.101(17)
4	2	2.094395	0.255(4)	0.082(14)
5	2	2.617994	0.1405(26)	0.056(10)
6	2	3.141593	0.0736(17)	0.039(6)
7	2	3.665191	0.0369(12)	0.025(3)
8	2	4.188790	0.0176(8)	0.015(3)
0	3	0	1.250(16)	0(0)
1	3	0.785398	1.016(13)	0.114(10)
2	3	1.570796	0.676(10)	0.161(14)
3	3	2.356194	0.404(7)	0.154(16)
4	3	3.141593	0.221(5)	0.121(15)
5	3	3.926991	0.113(4)	0.085(11)
6	3	4.712389	0.054(4)	0.0535(8)
7	3	5.497787	0.0236(27)	0.0302(9)
8	3	6.283185	0.0087(15)	0.0160(19)

Table 3. The bare matrix elements and their standard deviations from ensemble $a127m415L$. The imaginary component is assumed to be 0 for $\nu = 0$.

$z(a)$	$p(2\pi/L)$	ν	$\text{Re } \mathcal{M}^0 \pm \Delta \text{ Re } \mathcal{M}^0$	$\text{Im } \mathcal{M}^0 \pm \Delta \text{ Im } \mathcal{M}^0$
0	4	0	1.222(20)	0(0)
1	4	1.047198	0.981(17)	0.160(9)
2	4	2.094395	0.630(12)	0.220(13)
3	4	3.141593	0.352(9)	0.202(11)
4	4	4.188790	0.174(6)	0.147(19)
5	4	5.235988	0.076(5)	0.0913(25)
6	4	6.283185	0.029(4)	0.0513(16)
7	4	7.330383	0.0087(25)	0.0264(12)
8	4	8.377580	0.0014(8)	0.0124(8)
0	5	0	1.185(20)	0(0)
1	5	1.308997	0.936(17)	0.204(15)
2	5	2.617994	0.567(15)	0.267(18)
3	5	3.926991	0.278(9)	0.225(25)
4	5	5.235988	0.121(11)	0.148(6)
5	5	6.544985	0.040(5)	0.084(4)
6	5	7.853982	0.009(10)	0.0422(21)
7	5	9.162979	-0.002(6)	0.0185(8)
8	5	10.471976	-0.014(25)	0.0082(6)
0	6	0	1.16(3)	0(0)
1	6	1.570796	0.90(3)	0.249(19)
2	6	3.141593	0.512(28)	0.300(12)
3	6	4.712389	0.225(22)	0.231(15)
4	6	6.283185	0.078(13)	0.138(18)
5	6	7.853982	0.021(5)	0.068(12)
6	6	9.424778	0.001(9)	0.029(6)
7	6	10.995574	-0.003(5)	0.0131(17)
8	6	12.566371	-0.004(6)	0.0055(7)

Table 4. The bare matrix elements and their standard deviations from ensemble $a127m415L$. The imaginary component is assumed to be 0 for $\nu = 0$.

$z(a)$	$p(2\pi/L)$	ν	$\text{Re } \mathcal{M}^0 \pm \Delta \text{ Re } \mathcal{M}^0$	$\text{Im } \mathcal{M}^0 \pm \Delta \text{ Im } \mathcal{M}^0$
0	0	0	1.187(18)	0(0)
1	0	0	0.994(15)	0(0)
2	0	0	0.713(11)	0(0)
3	0	0	0.477(8)	0(0)
4	0	0	0.306(5)	0(0)
5	0	0	0.191(3)	0(0)
6	0	0	0.1164(23)	0(0)
7	0	0	0.0700(17)	0(0)
8	0	0	0.0414(13)	0(0)
0	1	0	1.187(21)	0(0)
1	1	0.261799	0.993(17)	0.0317(17)
2	1	0.523599	0.711(12)	0.0475(26)
3	1	0.785398	0.474(8)	0.0498(28)
4	1	1.047198	0.301(5)	0.0443(25)
5	1	1.308997	0.185(3)	0.0356(21)
6	1	1.570796	0.1112(23)	0.0267(17)
7	1	1.832596	0.0654(17)	0.0189(14)
8	1	2.094395	0.0380(13)	0.0126(13)
0	2	0	1.14(7)	0(0)
1	2	0.523599	0.95(6)	0.056(9)
2	2	1.047198	0.691(28)	0.084(13)
3	2	1.570796	0.450(16)	0.088(12)
4	2	2.094395	0.280(8)	0.077(10)
5	2	2.617994	0.165(4)	0.060(8)
6	2	3.141593	0.093(4)	0.045(7)
7	2	3.665191	0.050(6)	0.032(5)
8	2	4.188790	0.0268(13)	0.020(4)
0	3	0	1.14(6)	0(0)
1	3	0.785398	0.95(5)	0.092(22)
2	3	1.570796	0.658(22)	0.14(3)
3	3	2.356194	0.411(10)	0.148(16)
4	3	3.141593	0.240(26)	0.124(14)
5	3	3.926991	0.131(12)	0.092(11)
6	3	4.712389	0.065(3)	0.060(8)
7	3	5.497787	0.027(4)	0.0441(8)
8	3	6.283185	0.011(3)	0.0256(7)

Table 5. The bare matrix elements and their standard deviations from ensemble *a094m390*. The imaginary component is assumed to be 0 for $\nu = 0$.

$z(a)$	$p(2\pi/L)$	ν	$\text{Re } \mathcal{M}^0 \pm \Delta \text{ Re } \mathcal{M}^0$	$\text{Im } \mathcal{M}^0 \pm \Delta \text{ Im } \mathcal{M}^0$
0	4	0	1.164(9)	0(0)
1	4	1.047198	0.944(8)	0.173(6)
2	4	2.094395	0.616(7)	0.249(9)
3	4	3.141593	0.350(6)	0.2310(11)
4	4	4.188790	0.175(6)	0.1723(13)
5	4	5.235988	0.074(5)	0.1134(11)
6	4	6.283185	0.022(5)	0.0670(10)
7	4	7.330383	0.002(5)	0.0369(12)
8	4	8.377580	-0.001(10)	0.0185(10)
0	5	0	1.129(9)	0(0)
1	5	1.308997	0.895(12)	0.207(13)
2	5	2.617994	0.542(9)	0.299(10)
3	5	3.926991	0.262(14)	0.2488(23)
4	5	5.235988	0.101(14)	0.1678(27)
5	5	6.544985	0.028(17)	0.0937(29)
6	5	7.853982	0.0086(5)	0.0445(26)
7	5	9.162979	-0.011(27)	0.0183(23)
8	5	10.471976	-0.006(9)	0.0066(23)
0	6	0	1.112(10)	0(0)
1	6	1.570796	0.855(14)	0.25(3)
2	6	3.141593	0.516(3)	0.312(14)
3	6	4.712389	0.17(3)	0.242(6)
4	6	6.283185	0.06(3)	0.158(12)
5	6	7.853982	0.0197(14)	0.078(14)
6	6	9.424778	0.001(6)	0.026(12)
7	6	10.995574	0.004(6)	0.0127(20)
8	6	12.566371	0.002(3)	0.005(5)

Table 6. The bare matrix elements and their standard deviations from ensemble *a094m390*. The imaginary component is assumed to be 0 for $\nu = 0$.

References

- [1] R. P. Feynman, *Photon-hadron interactions*. Reading, 1972.
- [2] X. Ji, *Parton physics on a euclidean lattice*, *Phys. Rev. Lett.* **110** (Jun, 2013) 262002.
- [3] H.-W. Lin, J.-W. Chen, S. D. Cohen and X. Ji, *Flavor Structure of the Nucleon Sea from Lattice QCD*, *Phys. Rev.* **D91** (2015) 054510, [[1402.1462](#)].
- [4] J.-W. Chen, S. D. Cohen, X. Ji, H.-W. Lin and J.-H. Zhang, *Nucleon Helicity and Transversity Parton Distributions from Lattice QCD*, *Nucl. Phys.* **B911** (2016) 246–273, [[1603.06664](#)].
- [5] C. Alexandrou, K. Cichy, V. Drach, E. Garcia-Ramos, K. Hadjiyiannakou, K. Jansen et al., *Lattice calculation of parton distributions*, *Phys. Rev.* **D92** (2015) 014502, [[1504.07455](#)].
- [6] C. Alexandrou, K. Cichy, M. Constantinou, K. Hadjiyiannakou, K. Jansen, F. Steffens et al., *Updated Lattice Results for Parton Distributions*, *Phys. Rev.* **D96** (2017) 014513, [[1610.03689](#)].
- [7] C. Monahan and K. Orginos, *Quasi parton distributions and the gradient flow*, *JHEP* **03** (2017) 116, [[1612.01584](#)].
- [8] J.-H. Zhang, J.-W. Chen, X. Ji, L. Jin and H.-W. Lin, *Pion Distribution Amplitude from Lattice QCD*, *Phys. Rev.* **D95** (2017) 094514, [[1702.00008](#)].
- [9] C. Alexandrou, K. Cichy, M. Constantinou, K. Hadjiyiannakou, K. Jansen, H. Panagopoulos et al., *A complete non-perturbative renormalization prescription for quasi-PDFs*, *Nucl. Phys.* **B923** (2017) 394–415, [[1706.00265](#)].
- [10] J. Green, K. Jansen and F. Steffens, *Nonperturbative Renormalization of Nonlocal Quark Bilinears for Parton Quasidistribution Functions on the Lattice Using an Auxiliary Field*, *Phys. Rev. Lett.* **121** (2018) 022004, [[1707.07152](#)].
- [11] I. W. Stewart and Y. Zhao, *Matching the quasiparton distribution in a momentum subtraction scheme*, *Phys. Rev.* **D97** (2018) 054512, [[1709.04933](#)].
- [12] C. Monahan, *Smeared quasidistributions in perturbation theory*, *Phys. Rev.* **D97** (2018) 054507, [[1710.04607](#)].
- [13] W. Broniowski and E. Ruiz Arriola, *Partonic quasidistributions of the proton and pion from transverse-momentum distributions*, *Phys. Rev.* **D97** (2018) 034031, [[1711.03377](#)].
- [14] C. Alexandrou, K. Cichy, M. Constantinou, K. Jansen, A. Scapellato and F. Steffens, *Light-Cone Parton Distribution Functions from Lattice QCD*, *Phys. Rev. Lett.* **121** (2018) 112001, [[1803.02685](#)].
- [15] C. Alexandrou, K. Cichy, M. Constantinou, K. Jansen, A. Scapellato and F. Steffens, *Transversity parton distribution functions from lattice QCD*, *Phys. Rev.* **D98** (2018) 091503, [[1807.00232](#)].
- [16] C. Alexandrou, K. Cichy, M. Constantinou, K. Hadjiyiannakou, K. Jansen, A. Scapellato et al., *Systematic uncertainties in parton distribution functions from lattice QCD simulations at the physical point*, *Phys. Rev.* **D99** (2019) 114504, [[1902.00587](#)].
- [17] T. Izubuchi, L. Jin, C. Kallidonis, N. Karthik, S. Mukherjee, P. Petreczky et al., *Valence parton distribution function of pion from fine lattice*, [1905.06349](#).

- [18] W. Detmold and C. J. D. Lin, *Deep-inelastic scattering and the operator product expansion in lattice QCD*, *Phys. Rev.* **D73** (2006) 014501, [[hep-lat/0507007](#)].
- [19] A. J. Chambers, R. Horsley, Y. Nakamura, H. Perlt, P. E. L. Rakow, G. Schierholz et al., *Nucleon Structure Functions from Operator Product Expansion on the Lattice*, *Phys. Rev. Lett.* **118** (2017) 242001, [[1703.01153](#)].
- [20] J. Liang, T. Draper, K.-F. Liu, A. Rothkopf and Y.-B. Yang, *Towards the nucleon hadronic tensor from lattice QCD*, [1906.05312](#).
- [21] A. Radyushkin, *Nonperturbative Evolution of Parton Quasi-Distributions*, *Phys. Lett.* **B767** (2017) 314–320, [[1612.05170](#)].
- [22] A. V. Radyushkin, *Pion Distribution Amplitude and Quasi-Distributions*, *Phys. Rev.* **D95** (2017) 056020, [[1701.02688](#)].
- [23] B. U. Musch, P. Hagler, J. W. Negele and A. Schafer, *Exploring quark transverse momentum distributions with lattice QCD*, *Phys. Rev.* **D83** (2011) 094507, [[1011.1213](#)].
- [24] A. V. Radyushkin, *Quasi-parton distribution functions, momentum distributions, and pseudo-parton distribution functions*, *Phys. Rev.* **D96** (2017) 034025, [[1705.01488](#)].
- [25] Y.-Q. Ma and J.-W. Qiu, *Exploring Partonic Structure of Hadrons Using ab initio Lattice QCD Calculations*, *Phys. Rev. Lett.* **120** (2018) 022003, [[1709.03018](#)].
- [26] K. Orginos, A. Radyushkin, J. Karpie and S. Zafeiropoulos, *Lattice QCD exploration of parton pseudo-distribution functions*, *Phys. Rev.* **D96** (2017) 094503, [[1706.05373](#)].
- [27] J. Karpie, K. Orginos, A. Radyushkin and S. Zafeiropoulos, *Parton distribution functions on the lattice and in the continuum*, *EPJ Web Conf.* **175** (2018) 06032, [[1710.08288](#)].
- [28] G. S. Bali et al., *Pion distribution amplitude from Euclidean correlation functions*, *Eur. Phys. J.* **C78** (2018) 217, [[1709.04325](#)].
- [29] R. S. Sufian, J. Karpie, C. Egerer, K. Orginos, J.-W. Qiu and D. G. Richards, *Pion Valence Quark Distribution from Matrix Element Calculated in Lattice QCD*, *Phys. Rev.* **D99** (2019) 074507, [[1901.03921](#)].
- [30] H.-W. Lin et al., *Parton distributions and lattice QCD calculations: a community white paper*, *Prog. Part. Nucl. Phys.* **100** (2018) 107–160, [[1711.07916](#)].
- [31] K. Cichy and M. Constantinou, *A guide to light-cone PDFs from Lattice QCD: an overview of approaches, techniques and results*, *Adv. High Energy Phys.* **2019** (2019) 3036904, [[1811.07248](#)].
- [32] C. Monahan, *Recent Developments in x -dependent Structure Calculations*, *PoS LATTICE2018* (2018) 018, [[1811.00678](#)].
- [33] J.-W. Qiu, *Nucleon Structure from Lattice QCD Calculations*, in *8th International Conference on Quarks and Nuclear Physics (QNP2018) Tsukuba, Japan, November 13-17, 2018, 2019*, [1903.11902](#).
- [34] G. C. Rossi and M. Testa, *Note on lattice regularization and equal-time correlators for parton distribution functions*, *Phys. Rev.* **D96** (2017) 014507, [[1706.04428](#)].
- [35] G. Rossi and M. Testa, *Euclidean versus Minkowski short distance*, *Phys. Rev.* **D98** (2018) 054028, [[1806.00808](#)].
- [36] X. Ji, J.-H. Zhang and Y. Zhao, *More On Large-Momentum Effective Theory Approach to Parton Physics*, *Nucl. Phys.* **B924** (2017) 366–376, [[1706.07416](#)].

- [37] A. V. Radyushkin, *Structure of parton quasi-distributions and their moments*, *Phys. Lett. B* **788** (2019) 380–387, [[1807.07509](#)].
- [38] J. Karpie, K. Orginos and S. Zafeiropoulos, *Moments of Ioffe time parton distribution functions from non-local matrix elements*, *JHEP* **11** (2018) 178, [[1807.10933](#)].
- [39] C. Dawson, G. Martinelli, G. C. Rossi, C. T. Sachrajda, S. R. Sharpe, M. Talevi et al., *New lattice approaches to the delta $I = 1/2$ rule*, *Nucl. Phys. B* **514** (1998) 313–335, [[hep-lat/9707009](#)].
- [40] G. Martinelli, *Hadronic weak interactions of light quarks*, *Nucl. Phys. Proc. Suppl.* **73** (1999) 58–71, [[hep-lat/9810013](#)].
- [41] G. S. Bali, B. Lang, B. U. Musch and A. Schäfer, *Novel quark smearing for hadrons with high momenta in lattice QCD*, *Phys. Rev. D* **93** (2016) 094515, [[1602.05525](#)].
- [42] A. V. Radyushkin, *Quark pseudodistributions at short distances*, *Phys. Lett. B* **781** (2018) 433–442, [[1710.08813](#)].
- [43] A. Radyushkin, *Quasi-PDFs and pseudo-PDFs*, *PoS QCDEV2017* (2017) 021, [[1711.06031](#)].
- [44] J. Karpie, K. Orginos, A. Rothkopf and S. Zafeiropoulos, *Reconstructing parton distribution functions from Ioffe time data: from Bayesian methods to Neural Networks*, *JHEP* **04** (2019) 057, [[1901.05408](#)].
- [45] K. Orginos, A. Radyushkin, J. Karpie and S. Zafeiropoulos, *Lattice QCD exploration of parton pseudo-distribution functions*, *Phys. Rev. D* **96** (2017) 094503, [[1706.05373](#)].
- [46] V. S. Dotsenko and S. N. Vergeles, *Renormalizability of Phase Factors in the Nonabelian Gauge Theory*, *Nucl. Phys. B* **169** (1980) 527–546.
- [47] R. A. Brandt, F. Neri and M.-a. Sato, *Renormalization of Loop Functions for All Loops*, *Phys. Rev. D* **24** (1981) 879.
- [48] T. Ishikawa, Y.-Q. Ma, J.-W. Qiu and S. Yoshida, *Renormalizability of quasiparton distribution functions*, *Phys. Rev. D* **96** (2017) 094019, [[1707.03107](#)].
- [49] A. Radyushkin, *One-loop evolution of parton pseudo-distribution functions on the lattice*, *Phys. Rev. D* **98** (2018) 014019, [[1801.02427](#)].
- [50] J.-H. Zhang, J.-W. Chen and C. Monahan, *Parton distribution functions from reduced Ioffe-time distributions*, *Phys. Rev. D* **97** (2018) 074508, [[1801.03023](#)].
- [51] T. Izubuchi, X. Ji, L. Jin, I. W. Stewart and Y. Zhao, *Factorization Theorem Relating Euclidean and Light-Cone Parton Distributions*, *Phys. Rev. D* **98** (2018) 056004, [[1801.03917](#)].
- [52] A. Vogt, S. Moch and J. A. M. Vermaseren, *The Three-loop splitting functions in QCD: The Singlet case*, *Nucl. Phys. B* **691** (2004) 129–181, [[hep-ph/0404111](#)].
- [53] S. Moch, J. A. M. Vermaseren and A. Vogt, *The Three loop splitting functions in QCD: The Nonsinglet case*, *Nucl. Phys. B* **688** (2004) 101–134, [[hep-ph/0403192](#)].
- [54] R. Edwards, B. Joó, K. Orginos, D. Richards and F. Winter, *U.S. 2+1 flavor clover lattice generation program* (2016) , [[unpublished](#)].
- [55] S. Duane, A. Kennedy, B. J. Pendleton and D. Roweth, *Hybrid monte carlo*, *Physics Letters B* **195** (1987) 216 – 222.

- [56] S. Borsanyi et al., *High-precision scale setting in lattice QCD*, *JHEP* **09** (2012) 010, [[1203.4469](#)].
- [57] C. Bouchard, C. C. Chang, T. Kurth, K. Orginos and A. Walker-Loud, *On the Feynman-Hellmann Theorem in Quantum Field Theory and the Calculation of Matrix Elements*, *Phys. Rev.* **D96** (2017) 014504, [[1612.06963](#)].
- [58] C. C. Chang et al., *A per-cent-level determination of the nucleon axial coupling from quantum chromodynamics*, *Nature* **558** (2018) 91–94, [[1805.12130](#)].
- [59] A. Buckley, J. Ferrando, S. Lloyd, K. Nordström, B. Page, M. Rüfenacht et al., *LHAPDF6: parton density access in the LHC precision era*, *Eur. Phys. J.* **C75** (2015) 132, [[1412.7420](#)].
- [60] A. Accardi, L. T. Brady, W. Melnitchouk, J. F. Owens and N. Sato, *Constraints on large- x parton distributions from new weak boson production and deep-inelastic scattering data*, *Phys. Rev.* **D93** (2016) 114017, [[1602.03154](#)].
- [61] K. Cichy, L. Del Debbio and T. Giani, *Parton distributions from lattice data: the nonsinglet case*, [[1907.06037](#)].
- [62] C. Alexandrou, *Novel applications of Lattice QCD: Parton Distributions, proton charge radius and neutron electric dipole moment*, *EPJ Web Conf.* **137** (2017) 01004, [[1612.04644](#)].
- [63] A. D. Martin, W. J. Stirling, R. S. Thorne and G. Watt, *Parton distributions for the LHC*, *Eur. Phys. J.* **C63** (2009) 189–285, [[0901.0002](#)].
- [64] NNPDF collaboration, R. D. Ball et al., *Parton distributions from high-precision collider data*, *Eur. Phys. J.* **C77** (2017) 663, [[1706.00428](#)].
- [65] R. A. Briceño, J. V. Guerrero, M. T. Hansen and C. J. Monahan, *Finite-volume effects due to spatially nonlocal operators*, *Phys. Rev.* **D98** (2018) 014511, [[1805.01034](#)].
- [66] Jülich Supercomputing Centre, *JURECA: Modular supercomputer at Jülich Supercomputing Centre*, *Journal of large-scale research facilities* **4** (2018) .